

# Trims for 4" Line Voltage Incandescent Recessed Housings

Catalog No. \_\_\_\_\_

Type \_\_\_\_\_

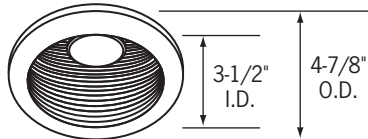
Project \_\_\_\_\_

All trims are compatible with 4 inch Line Voltage Incandescent Recessed Housings: RL-20, RL20-IC, RL20-R, RL20-SA-R.

**All trims have white trim finish unless specified.**

All trims are cULus listed.

All trims are suitable for damp locations; only shower trims are listed for wet locations.

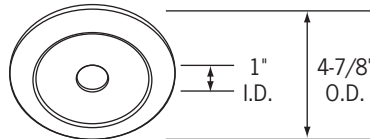


**CTR2001-P**  
Black Baffled Downlight

**CTR2001W-P**  
White Baffled Downlight

All steel construction. (3) heat treated spring steel mounting clips. Black socket aiming bracket with screws (provided in carton).

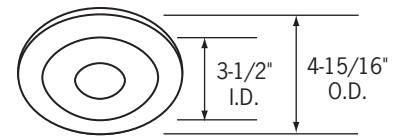
**Max Lamp:** 50W R20, 50W PAR20, 45W PAR16



**CTR2005-P**  
Pin Spot

All steel construction. (3) heat treated spring steel mounting clips. Black socket aiming bracket with screws (provided in carton). Aluminum reflector.

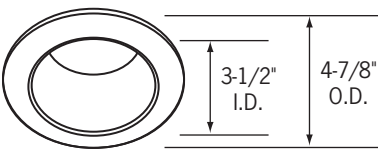
**Max Lamp:** 50W PAR20



**CTR2011-PH-(NK, P)**  
Flat Frosted Glass Lens Shower Light with Clear Pin Hole

All steel construction. (3) heat treated spring steel mounting clips. 1/8" thick heavy duty polyethylene sponge gasket. Wet location listed.

**Max Lamp:** 35W PAR20



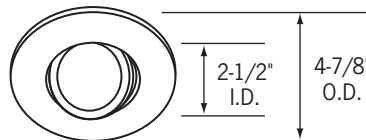
**CTR2002-BLK-B**  
Black Specular Aluminum Reflector, Black Trim

**CTR2002-CLR-P**  
Clear Specular Aluminum Reflector

**CTR2002-WHT-P**  
White Specular Aluminum Reflector

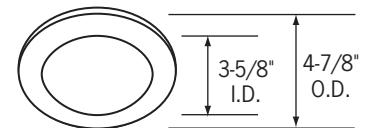
All steel construction. (3) heat treated spring steel mounting clips. Black socket aiming bracket with screws (provided in carton).

**Max Lamp:** 50W R20, 50W PAR20, 45W PAR16, 40W A15



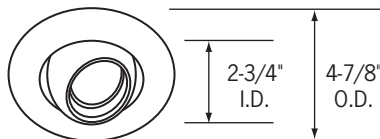
**CTR2007-(P, B, NK)**  
Surface Adjustable  
28° vertical adjustment. All steel construction. (3) heat treated spring steel mounting clips. Lamp retaining sweep spring clip.

**Max Lamp:** 50W PAR20



**CTR2012-P**  
Flat Alabite Glass Lens Shower Light  
All steel construction. (3) heat treated spring steel mounting clips. 1/8" thick heavy duty polyethylene sponge gasket. Wet location listed.

**Max Lamp:** 35W PAR20



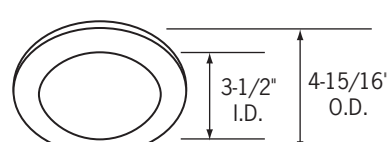
**CTR2008-P**  
Eyeball  
30° vertical adjustment. All steel construction. (3) heat treated spring steel mounting clips.

**Max Lamp:** 50W R20, 50W PAR20, 45W PAR16



**CTR2003-P**  
Scoop Wall Wash  
All steel construction. (3) heat treated spring steel mounting clips. Black socket aiming bracket with screws (provided in carton).

**Max Lamp:** 30W R20, 30W PAR20, 35W PAR16



**CTR2011FR-(NK, P)**  
Flat Frosted Glass Lens Shower Light  
All steel construction. (3) heat treated spring steel mounting clips. 1/8" thick heavy duty polyethylene sponge gasket. Wet location listed.

**Max Lamp:** 35W PAR20

## Reflector/Trim Finishes

### Reflector Finish Options:

- CLR** - Clear
- BLK** - Black
- WHT** - White

### Trim Finish Options:

- B** - Black
- NK** - Nickel
- P** - White
- S** - Silver

