



Vol. 6, No. 1

# Inspector's Quarterly

VOICE OF THE INSPECTION INDUSTRY



*The Very Best in  
Inspector Education,  
Part I*

Latest  
Inspection  
Gadgets



©Kentom Shepard 2011

For all the diversity among inspectors, particularly InterNACHI inspectors, as defined by age, education, cultural background, work history, current experience, home town, family makeup, income level, and even work ethic, there are some basic qualities that most of us have in common.

We share the hallmarks of the classic entrepreneur.

*Success* starts with *education*

and InterNACHI provides the best in the industry!



[www.NACHI.org](http://www.NACHI.org)





**Founder & Publisher**

Nick Gromicko  
fastreply@nachi.org

**Editor-in-Chief**

Kate Tarasenko/Crimea River  
Kate@internachi.org

**Design & Layout**

Akiko Kato

**Director of Education**

Benjamin Gromicko  
303-862-2611; Ben@internachi.org  
www.nachi.org/education

**NACHI.TV**

Benjamin Gromicko, Executive Producer  
303-862-2611; Ben@nachi.tv  
www.nachi.tv

**Director of Communications**

Lisa Endza  
Lisa@internachi.org  
303-502-6214 or  
1-877-346-3467

**Director of Business Development**

Paige Peters  
Paige@internachi.org  
303-717-6680

**Director of Inspector Marketing**

Jessica Langer  
Jessica@internachi.org

**InterNACHI Support Services**

Mack Weathers: Mack@internachi.org  
Ron Huffman: Ron@internachi.org

**Advertising**

fastreply@nachi.org

**Subscriptions**

fastreply@nachi.org

**International Association of  
Certified Home Inspectors**

1750 30th Street  
Boulder, CO 80301  
Tel: 303-502-6214  
Fax: 650-429-2057

*Inspector's Quarterly Magazine* is a publication of InterNACHI, the International Association of Certified Home Inspectors, and is the best source for information on how to achieve business success in the home and commercial property inspection industry.

*Inspector's Quarterly* helps advance the inspection industry's best practices, brings expert insights to significant trends, and provides business owners with marketing strategies and discount purchases.

Copyright © 2011 *Inspector's Quarterly Magazine*  
All rights reserved.



**Vol. 6, No. 1**

# Inspector's Quarterly

**VOICE OF THE INSPECTION INDUSTRY**



## Contents

### 2 Inspector Education Issue, Part I

InterNACHI offers the very best in inspector education. Find out about the in-depth online and video courses we offer free to our members in our first of two Education Issues.

### 3 "Safe Practices for the Home Inspector" Course

### 5 Roof Inspection Course

### 5 "How to Perform Residential Electrical Inspections" Course

### 6 "Structural Issues for Home Inspectors" Course

### 6 "Residential Plumbing Overview for Inspectors" Course

### 8 "How to Perform Exterior Inspections" Course

### 9 "How to Inspect the Attic, Insulation, Ventilation and Interior" Course

### 11 "How to Inspect HVAC Systems" Course

### 11 Deck Inspections Course

### 12 "How to Inspect Pools and Spas" Course

### 13 Log Home Inspection Course

### 14 "How to Inspect Septic Systems" Course

### 15 Green Building Inspection Course

### 15 "The House as a System" Course

### 17 INSPECTOR OUTLET



# Inspector Education, Part I

Members of InterNACHI, the International Association of Certified Home Inspectors, are the most educated and best-trained inspectors in the world, and InterNACHI is committed to keeping it that way. Toward that end, InterNACHI has taken steps to encourage its members' ongoing pursuit of inspection excellence, and we have accomplished this without any additional charge to members. We believe that fees deter professional development, and that the best way to encourage the continuing education of our membership is by supporting variety, accessibility and affordability in educational options.

This latest issue of *Inspector's Quarterly* is the first of two Education Issues that represent our current – and still expanding – curriculum for the most challenging and up-to-date Continuing Education, which has earned more than 800 approvals and accreditations from various state and provincial governments and agencies around the U.S., Canada, and the world.

InterNACHI's online and video courses – filmed on location and in InterNACHI's studios – continue to receive recognition and accreditations in part because of our proprietary test-

ing system. The comprehensive content of the courses is combined seamlessly with InterNACHI's superior exam technology. In addition to generating tests that are always unique – because the available pool of possible questions exceeds the total number of questions in any given test – the questions and answers themselves are weighted. This

*InterNACHI has created the premier inspector education curriculum that is unmatched in the industry.*

means that easy questions – ones that inspectors should know the answers to – are rewarded conservatively for correct answers, while wrong answers result in a greater penalty, and vice versa. In this way, the 85% minimum passing score for the entrance Inspector Exam, for example – which inspectors must take and pass every year as a refresher – is truly meaningful because it attests to the inspector's genuine knowledge and education retention. InterNACHI has created the premier inspector education curriculum that is

unmatched in the industry. Simply put, Continuing Education is one of the cornerstones of our organization.

A variety of accessible and affordable educational options encourages and enhances the professional development of all our members, but our most valuable educational tool is our spirit of camaraderie. InterNACHI members continue to pursue, achieve and maintain inspection excellence in an atmosphere of members helping fellow members. Our online member forums and message board are the most robust of any site on the Internet, with nearly 30,000 registered users and 10 million unique visitors who can read about and participate in discussions regarding the latest news, best practices and trends in housing, construction, education, inspector and realtor legislation, and other topics affecting the inspection industry.

Please enjoy this first of our two-part Education Issue. Our next issue will highlight more of our Continuing Education offerings. Whether you're a veteran inspector or new to the job, or any one of the many stakeholders who depends on inspectors to know their stuff, we think you'll find something of interest in *Inspector's Quarterly*.

**Nick Gromicko, Founder  
InterNACHI**





## www.NACHI.TV

NACHI.TV is free for InterNACHI members! Just log in with your member-only username and password to access hundreds of hours of content. We add new videos nearly every month.

Take NACHI.TV's online video courses and watch NACHI.TV's instructional episodes. These video courses don't just tell inspectors how to do it -- these videos *show* inspectors how to do it!

### NACHI.TV online video courses include:

- Home Inspection Fundamentals: The Exterior
- Performing a Roof Inspection
- Home Inspection Training
- Marketing and Sales
- Intro to Energy Audits
- Stucco/EIFS Inspection Tips
- Financial Success
- Performing a Garage Inspection
- Electrical Inspection Training
- Top 10 Success Tips
- Wind and Hail Property Damage Inspections

- Structural Inspection of a House
- How to Perform Deck Inspections
- Inspecting Chinese Drywall
- Inspecting Portable Fire Extinguishers
- Commercial Inspection Training
- Dentist Office Commercial Inspection
- Bakery Commercial Property Inspection
- Warehouse Commercial Electrical Inspection
- Understanding Modular Homes
- Well Meters
- Structural Solutions
- If a Home Has a Septic System
- Building Science and Thermography
- Performing Your Best Inspection
- HVAC Training for Inspectors
- Home Inspectors' Electrical Wall of Defects
- Mold Inspection Training
- Tankless Water Heaters
- IAC2 Mold Inspection Training and Certification
- Inspection with an IR Camera
- Inspection Tips and Techniques
- Advanced Inspection of Crawlspace
- How to Inspect Notches, Holes and Cuts in Solid Lumber
- Drain and Duct Inspections
- Introduction to Infrared Thermography Course
- A Consumer's Guide to Well and Water Quality

- LEED Green Building
- Inspecting Water Heater Tanks
- Inspecting Means of Egress
- Consumer's Guide to Infrared Thermography
- Fireplace and Chimney Inspections



- "Law and Disorder": Legal Issues for Inspectors
- Search-Engine Optimization Tutorial
- Inspecting a Stairway
- Straw Bale Home Inspection
- EPA Green Building Inspection
- Home Inspection Success
- Performing an Energy Audit

## "Safe Practices for the Home Inspector" Course

This course teaches the inspector how to be safe on an inspection. It includes a review of personal protection equipment, ladder use, client safety, and what to do if an injury occurs. Also, this course addresses the soft skills of running a successful inspection business, such as the inspector's basic tool kit, document preparation, and appropriate attire. And, in keeping with InterNACHI's commitment to Continuing Education, this course is open and free to all (even non-members), and can be taken again and again, without limit.

Reminder to members: InterNACHI's Code of Ethics 1.10 requires that you comply with all government rules and licensing requirements of the jurisdiction where you conduct business. InterNACHI's courses and Standards generally exceed the Standards of Practice that you are required to abide by locally.

### This course has been approved by:

- the International Association of Certified Home Inspectors;
- the Master Inspector Certification Board;
- the International Association of Certified Indoor Air Consultants; and
- many government agencies and licensing boards.

### The "Safe Practices for the Home Inspector" Course includes:

- 36 sections;
- many original graphics and diagrams;
- 4 quizzes;
- a 35-question final exam (drawn from a larger pool);
- instant grading ;
- a downloadable, printable Certificate of Completion; and
- accreditations and state approvals.

### The course covers the following topics:

#### Introduction to Inspection Safety:

- Safety in the Workplace

- A Brief Word Regarding OSHA's Role
- Inspector Liability

#### Basic Tools and Tips:

- Inspection Signage
- Personal Protection Equipment
- Tools of the Trade
- Tools of the Business
- Appearance as an Asset
- Avoiding Common Back Injuries

#### Confined Spaces:

- What is a Confined Space?
- Permit-Required Confined Spaces
- Attics
- Crawlspace, Cellars and Other Confined Spaces
- Spiders, Snakes and Live Animals

#### Unseen Hazards

#### Ladder Operation and Safety:

- What is a Ladder?
- OSHA's Requirements for Ladders
- Background on Ladder Safety
- Protecting Yourself
- Inspecting a Ladder

- Ladder Sizing and Ratings
- Ladders and Electricity
- Setting Up a Ladder
- Review

### **What to Do in Case of an Injury:**

- General First-Aid Information and Disclaimer
- What to Do If You Fall from a Ladder
- Skull Fractures
- Closed-Head Injuries
- Broken Bones
- Snake Bites
- Animal Bites
- Bee Stings
- Minor Cuts and Scrapes
- Puncture Wounds

The student-member's information is recorded on InterNACHI's servers for membership-compliance verification, and automatically logs completion into InterNACHI's online Continuing Education log. It counts as four InterNACHI Continuing Education hours.

Non-members and consumers may take the course. It is open and free to all.

Members will need their username and password. If you have forgotten your password, email [fastreply@nachi.org](mailto:fastreply@nachi.org) and request it (don't forget your name).

Take the free, online Safe Practices for the Home Inspector course (open and free to all).

To order this course as a soft-cover book, visit [www.InspectorOutlet.com](http://www.InspectorOutlet.com).

### **Some features which make InterNACHI's courses superior to existing continuing education options:**

- The course is free for all InterNACHI members.
- InterNACHI is able to monitor student enrollment by requiring that each student log into the system with a unique identification at the start of the course, when the student begins the course portion, and when the student begins the final exam. The student enrolls by completing a registration form, which includes name, InterNACHI ID member number (if applicable), company name, address, e-mail, phone number, desired username and password.
- Student identification is linked both to individual e-mail and mailing addresses, and also to membership information, if applicable. This information is stored with

that inspector's unique Internet protocol (IP) address and is verified by the system before allowing the inspector to take the final exam.

- The course comprehensively tracks the progress of the student and ensures progress through the entire course. The system records and displays the progress of the student through the course. If the student logs out of the course, the system remembers the student's position in the course and will automatically jump the student to where s/he left off when s/he logs back into the course.
- For courses that contain multimedia (video) presentations, those components must be viewed in their entirety by the student before s/he will be allowed to progress through the course. The student may stop, pause or rewind the video at any time. Once the presentation is complete, the learning management system will re-activate the navigation buttons, allowing the student to progress. The system is designed to ensure that students watch and listen to the presentations. If the student leaves the computer and the video finishes but the student isn't present to press the "next" button to proceed, allowing the system to time out, the student will have to watch the video again from the beginning. Many quiz and exam questions are derived from the multimedia presentations, so the course system suggests that students take notes on each.
- The student cannot progress to the final exam without visiting every slide of the course, playing every video of the course, correctly answering each question of each quiz, reading all required text, and clicking all required links. Before the student can progress to the final exam, the system informs the student of portion(s) of the course that are incomplete, and provides an easy link to that portion of the course. The course provides opportunities for interactivity between the student and the course's author/instructor via direct email and the message board. The student can join in the conversation with fellow course-takers by visiting a dedicated online forum. The course author/instructor monitors and moderates the thread and forum.
- The course is written in pure XHTML code for quick and accurate loading, even on old computers and those using dial-up Internet connections.
- The course is designed using a hierarchical menu coupled with sequential page navigation, which provides the student

with the option to easily repeat areas of weakness.

- The course permits the student to start, stop and restart any part of the course as often as desired.
- Each course contains a variety of images, including diagrams, illustrations and photos.
- The illustrations can be enlarged for clearer viewing by clicking on them.
- The text is integrated into InterNACHI's Inspector Glossary. Rolling over blue-colored terms provides their definition.
- The final exam uses multiple-choice questions that reference the images.
- The course's quizzes and final exam have numerous advantages over traditional exam systems:
  - The course, quizzes and final exam incorporate built-in intelligence, which identifies and strengthens each student's unique subject weaknesses.
  - Not only is each question weighted with regard to score, but each answer is weighted, as well as the correctness of each answer.
  - Answers to easy questions are weighted such that the student is penalized, in terms of score, for answering incorrectly, but rewarded modestly for answering correctly.
  - Answers to difficult questions are weighted such that the student is rewarded, in terms of score, for answering correctly, but not penalized for answering incorrectly.
  - Answers to questions regarding basic safety, and questions every inspector should know the answer to, are weighted such that the student is severely penalized, in terms of score, for answering incorrectly.
  - The course measures learning and addresses comprehension of content at regular intervals. There are numerous quizzes integrated with the course's main topics to ensure comprehension. The quizzes contain multiple-choice questions that reinforce learning. Incorrect answers allow the student to review previous information for remediation. The student is not allowed to progress without correctly answering all of the questions.
- Upon passing the final exam, the student can print out a Certificate of Completion, which is auto-generated in his/her own name.
- The student-member's information is recorded on InterNACHI's servers for membership-compliance verification, and automatically logs completion into InterNACHI's online Continuing

Education Log.

- The course management system stores: (1) the time that the student logs into the course (the start time); (2) the time that the student finishes the course (the end time); and (3) the time that the final exam starts and ends. Additionally, the system calculates: (4) the student's score on the final examination; (5) the actual questions asked; and (6) which answer the student provided for each question.
- All information is stored securely over distributed databases and can be verified by InterNACHI at any time upon request by an official regulatory body. All records are kept for at least five years. All records can be provided to boards/departments upon request. All student attendance records will be automatically updated and emailed to the appropriate state contact person within five days of each student's completion of the course.

## Roof Inspection Course

Developed by InterNACHI's founding Education Director Gerry Beaumont, this course revolutionized the home inspection industry when it was released in 2005. This course teaches the inspector how to perform the roof portion of a home inspection. It includes a review of nearly all types of residential roofs. And, in keeping with InterNACHI's commitment to Continuing Education, this roof course is open and free to all members, and can be taken again and again, without limit.

Reminder to members: InterNACHI's Code of Ethics 1.10 requires that you comply with all government rules and licensing requirements of the jurisdiction where you conduct business. InterNACHI's courses and Standards generally exceed the Standards of Practice that you are required to abide by locally.

### This course has been approved by:

- the International Association of Certified Home Inspectors;
- the Master Inspector Certification Board;
- the International Association of Certified Indoor Air Consultants; and
- many government agencies and licensing boards.

### The Roof Inspection course includes:

- 32 sections;
- many photos and diagrams;
- eight quizzes;
- a 75-question final exam (drawn from a

- larger pool);
- instant grading;
- a downloadable, printable Certificate of Completion; and
- accreditations and state approvals.

### The course covers the following categories:

- Introduction to Roofs
- Common Roof Terms
- General Roof Terms
- Roof Styles and Details
- Common Roof Issues
- Gutters and Drainage
- Roof Drainage and Gutters
- Downspout Terminations
- Framing and Trim
- Roof Framing from Outside
- Roofing Trim
- Roof Coverings
- Asphalt Shingles, Part I
- Asphalt Shingles, Part II
- Slate Tile Roofs
- Clay and Concrete Tiles
- Asbestos Cement Tiles



- Wood Shingles and Shakes, Part I
- Wood Shingles and Shakes, Part II
- Flat Roofs: Roll Roofing
- Flat Roofs: Built-Up Roofing
- Flat Roofs: Membranes
- Metal Roofing
- Roofing Oddities
- Roof Flashings
- Edge and Ridge Flashings
- Valley Flashings
- Roof-to-Roof Flashings
- Roof-to-Wall Flashings
- Chimney Flashings
- Vents and Other Penetrations
- Roof Ventilation
- Basic Ventilation
- Inspecting Chimneys
- Masonry Chimneys
- Manufactured Chimneys

Upon completion of this course and passing of the 75-question final exam (drawn from a larger pool), the student can down-

load and print their own Certificate of Completion, which is auto-generated in their own name.

The student-member's information is recorded on InterNACHI's servers for membership compliance verification, and automatically logs completion into InterNACHI's online Continuing Education log. It counts as four InterNACHI Continuing Education hours.

## "How to Perform Residential Electrical Inspections" Course

Developed by Gerry Beaumont, with help from InterNACHI member/NEC trainer Paul Abernathy, this course teaches the inspector how to perform the electrical portion of a home inspection. It includes a review of the service entrance, grounding and electrical safety issues. And, in keeping with InterNACHI's commitment to Continuing Education, this electrical course is open and free to all members and can be taken again and again, without limit.

### This course has been approved by:

- the International Association of Certified Home Inspectors;
- the Master Inspector Certification Board;
- the International Association of Certified Indoor Air Consultants; and
- many government agencies and licensing boards.

### The Electrical Inspection course includes:

- 33 sections;
- many photos and diagrams;
- 7 quizzes;
- 100-question final exam (drawn from a larger pool);
- instant grading;
- a downloadable, printable Certificate of Completion; and
- accreditations and state approvals.

### The course covers the following categories:

- Introduction
- Electrical Safety
- Basic Terms
- Simple Theory
- Conductor Sizes
- Service Entrance
- Service Drop
- Service Mast

- Service Lateral
- Electric Meter
- Service Entrance Cable
- Quiz on SEC
- Grounding and Bonding
- Grounding Systems
- Bonding
- Panels and Enclosures
- Service Panels
- The Main Disconnect
- Service Amperage
- Inspecting Enclosures, Part I
- Inspecting Enclosures, Part II
- Inspecting Enclosures, Part III
- Fuse Panels
- Breaker Panels
- Problem Panels
- 3-Phase Panels
- Panel Oddities
- Electrical Distribution
- Wiring Types
- Aluminum Wiring
- Branch Circuit Connections

Upon completion of this course and passing of the 100-question final exam (drawn from a larger pool), the student can download and print his/her Certificate of Completion, which is auto-generated in his/her own name.

The student-member's information is recorded on InterNACHI's servers for membership-compliance verification, and automatically logs completion into InterNACHI's online Continuing Education log. It counts as four InterNACHI Continuing Education hours.



## “Structural Issues for Home Inspectors” Course

Developed by InterNACHI's Joe Farsetta and Nick Gromicko, this course teaches the home inspector how to properly observe and report on structural components and their conditions in a residential dwelling. It includes a review of both foundation and framing elements. And, in keeping with InterNACHI's commitment to Continuing Education, this course is free to members and can be taken again and again, without limit.

### This course has been approved by:

- the International Association of Certified Home Inspectors;
- the Master Inspector Certification Board;
- the International Association of Certified Indoor Air Consultants; and
- many government agencies and licensing boards.

### The Structural Inspection course includes:

- 16 sections;
- many photos and diagrams;
- 3 quizzes;
- 65-question final exam (drawn from a larger pool);
- instant grading;
- a downloadable, printable Certificate of Completion; and
- accreditations and state approvals.

### The course covers the following categories:

- Introduction
- Observe and Report
- What You Need to Know
- Common Structural Terms
- Common Foundation
- Common Framing
- Inspector Safety
- What to Look For Outside

- Lot
- Exterior
- Decks and Porches
- Roof
- What to Look For Inside
- Roofing Structure and Attic
- Basement and Crawlspace
- Floors
- Walls and Ceilings
- Windows, Doors and Mouldings
- The Report
- Report Writing
- Conclusion
- Acknowledgments

Upon completion of this course and passing of the 65-question final exam (drawn from a larger pool), the student can download and print his/her own Certificate of Completion, which is auto-generated in his/her own name.

The student-member's information is recorded on InterNACHI's servers for membership compliance verification, and automatically logs completion into InterNACHI's online Continuing Education log. It counts as four InterNACHI Continuing Education hours.

## “Residential Plumbing Overview for Inspectors” Course

Developed by InterNACHI's own Ben Gromicko, this course is the largest, most in-depth plumbing course of its kind. This course teaches the inspector how to perform the plumbing portion of a home inspection. It includes a review of leaks, inadequate water supplies, water contamination, and incorrect installations of components. And, in keeping with InterNACHI's commitment to Continuing Education, this plumbing course is open



and free to all members, and can be taken again and again, without limit.

Reminder to members: InterNACHI's Code of Ethics 1.10 requires that you comply with all government rules and licensing requirements of the jurisdiction where you conduct business. InterNACHI's courses and Standards generally exceed the Standards of Practice that you are required to abide by locally.

**This course has been approved by:**

- the International Association of Certified Home Inspectors;
- the Master Inspector Certification Board;
- the International Association of Certified Indoor Air Consultants; and
- many government agencies and licensing boards.

**The "Residential Plumbing Overview for Inspectors" Course includes:**

- 15 sections;
- many photos and diagrams;
- 12 quizzes;
- 70-question final exam (drawn from a larger pool);
- instant grading;

- a downloadable, printable Certificate of Completion; and
- accreditations and state approvals.

**The course covers the following categories:**

- General Comments
- InterNACHI Standards of Practice
- Glossary of Terms
- Fixtures
- General Comments
- Minimum Number of Plumbing Fixtures
- Access for Cleaning
- Clearance for Water Closets & Lavatories
- Connections, Flanges & Joints
- Overflows
- Automatic Clothes Washer
- Bathtubs
- Glazing
- Bidets
- Dishwashing Machines
- Floor and Trench Drains
- Food Waste Grinders
- Laundry Tubs & Trays
- Lavatories & Wash Basins
- Showers
- Sinks
- Urinals
- Water Closets
- Whirlpool Tubs



- Faucets & Other Fixtures
- Faucet & Fixture Temperature Control
- Fixture Tailpieces
- Water Heaters
- Water Heater as a Space Heater
- Sacrificial Rod
- Drain Valves
- Access
- Water Heater Labeling
- Tankless Water Heaters
- Tankless Coils from Boilers
- Water Heater Tank Locations
- Confined Space & Combustion Air
- Seismic Supports for Tanks

# Home Inspection Software

**InterNACHI Member Special!**

Get the InterNACHI Commercial Inspection Report Template, InterNACHI Green Inspection Report Template, InterNACHI Accessibility Inspection Report Template, InterNACHI Stairways Inspection Report Template, InterNACHI Residential Inspection Report Template, and all the standard HomeGauge Templates, all free for InterNACHI members with your software purchase!

Get a free 30-day trial at [HomeGauge.com](http://HomeGauge.com)



**COMING SOON**

## INTERNACHI ADVANCED ROOF INSPECTION VIDEO COURSES



**GENERAL ROOF INSPECTION**

This course covers conditions and subjects common to residential steep-slope roof-covering materials.

**ASPHALT COMPOSITION SHINGLE INSPECTION**

This course covers everything you need to know to become an expert on the inspection of asphalt composition shingles.

- Water Valves for Tanks
- Dip Tube Hole Inside Tanks
- Fuel Shutoff Valves & Electric Disconnect
- TPR Valves
- Expansion Tank on Boiler
- Discharge Pipe on TPR Valve
- Water Leak Catch Pan
- Hot Water Tank Defects
- Potable Water
- Wells
- Potable Water Contamination
- Solar Energy
- Water Service Pipe
- Water Distribution Pipe Material
- Water Pressure Regulator
- Water Pressure, Friction and Others
- Water Consumption
- Size of Water Supply Pipe to Fixture
- Thermal Expansion Control
- Gridded and Parallel Water Distribution
- Lead Content of Pipes and Fittings
- Water Distribution Pipe
- Valves
- Hot Water
- Sanitary Drainage
- Trenching
- Separate Sewers
- Sewage Treatment
- Sanitary Drainpipe Material
- Slope of Drainage Pipe
- Change in Drainpipe Size
- Breakage and Corrosion of Pipes
- Fittings
- Prohibited Joints
- Cleanouts
- Drainage System Sumps and Ejectors
- Vents
- Air Valves
- Vent Distances
- Vent Terminations
- Traps
- Minimum Trap Size
- Prohibited Traps
- Trap Cleanout
- Trap Defects
- Protection
- Protection Against Pipe Damage
- Plumbing Support
- Storm Drainage
- Dryer System
- Dryer Exhaust System
- Oil Storage Tanks
- Underground Fuel Gas Piping
- Support for Fuel Gas Piping
- Fuel Gas Sediment Traps
- Shutoff Valves for Fuel Gas Appliances
- Fuel Connectors
- Fuel Gas Venting Systems
- Insulation Shields
- Factory-Built Chimney Serving Fuel Gas
- Chimney Connection
- Fuel Gas Vent Terminations
- Automatic Dampers
- Procedural Inspection Checklist

- Checklist for Bathroom Fixtures

Upon completion of this course and passing of the 70-question final exam (drawn from a larger pool), the student can download and print his/her own Certificate of Completion, which is auto-generated in his/her own name.

The student-member's information is recorded on InterNACHI's servers for membership-compliance verification, and automatically logs completion into InterNACHI's online Continuing Education log. It counts as eight InterNACHI Continuing Education hours.

## "How to Perform Exterior Inspections" Course

The purpose of this course is to provide accurate and useful information for performing an inspection of the exterior of a residential property. This course covers the components and materials of the exterior that may be present during a residential inspection, including siding types, site drainage, moisture intrusion issues, windows and doors, flashing, exterior structures, garage, and other exterior systems and components. This course is free to all InterNACHI members and can be taken again and again, without limit.

Reminder to members: InterNACHI's Code of Ethics 1.10 requires that you comply with all government rules and licensing requirements of the jurisdiction where you conduct business. InterNACHI's courses and Standards generally exceed the Standards of Practice that you are required to abide by locally.

### This course has been approved by:

- the International Association of Certified Home Inspectors;
- the Master Inspector Certification Board;
- the International Association of Certified Indoor Air Consultants; and
- many government agencies and licensing boards.

### The Exterior Inspection course includes:

- 40 sections;

- 135 photos, graphics and diagrams;
- 3 tables;
- 18 quizzes;
- a 60-question final exam (drawn from a larger pool);
- instant grading;
- a downloadable, printable Certificate of Completion; and
- accreditations and state approvals.

### The course covers the following categories:

- Learning Objectives
- Inspection Tools
- Inspection Procedures
- Residential Standards of Practice
- Identification
- Doors
- Windows
- Siding
- Insulation Value of Siding
- Siding Materials Chart
- Siding Types
- Wood Siding
- Solid Wood and Lumber Siding
- Plywood Siding
- Shingles and Shakes
- Hardboard
- OSB Siding
- Particleboard Siding
- Considerations
- Finish Problems
- Chalking
- Rot



- Aluminum and Steel Siding
- Grounding Metal Siding
- Vinyl Siding
- SIPs
- Brick
- Stone
- Stucco and EIFS
- Asbestos Cement-Based Siding
- Clay and Slate Shingles
- Asphalt Shingles
- Masonry Exterior Wall Covering
- Concrete Blocks
- Manufactured Stone
- Load-Bearing or Veneer?

- Common Problems with Masonry Exterior
- Foundation Cracks and Water
- Inspecting the Visible Masonry and Foundation
- Checking the Masonry
- Masonry Foundation and Piers
- Shrinkage Cracking
- Sweeping or Horizontal Cracking
- Above-Ground Masonry Walls
- Eaves, Soffits and Fascia
- Wall Assembly
- Housewrap
- Waterproofing and Damp-Proofing
- Permanent Wood Foundations
- Common Problems with Walls
- Inadequate Clearance from the Roof Cover
- Dense Vegetation
- Wood and Soil Contact
- Water Intrusion
- Flashing of Wall Components and Moisture Problems
- Understanding and Inspecting Flashing
- Flashing
- Flashing and Caulking
- Sealants for Through-Wall Penetrations
- Kickout Flashing
- Exterior Drainage Systems
- Site Surface Drainage
- Foundation Drainage
- Roof and Surface Drainage
- Roof Overhangs and Projections
- Roof Drainage, Gutters and Downspouts
- Checking the Site and Foundation
- Inspection of Drainage Slope
- Property Drainage
- Sump Pumps
- Landscaping
- Fences
- Windows and Doors
- Common Problems
- Window Sills and Door Sills
- Window Sill Height
- Putty
- Weatherstripping
- Shutters
- Awnings
- Fogged Windows
- Egress Doors
- Ramps
- Stairways
- Risers and Treads
- Guards
- Spheres
- Handgrips
- Attachment
- Emergency Escape and Rescue Openings
- Window Wells
- Basement Walkouts
- Exterior Decks
- Inspecting a Garage
- Garage Door Opener Inspection
- Other Systems

- Chimneys
- Defensible Space
- Retaining Walls
- Driveway, Walkways and Pavements
- Buried Oil Tanks
- Other Exterior Considerations
- Additional Exterior Structures
- Yards and Courts
- Flood Zones
- Exterior Water
- GFCI-Protection for the Exterior
- Clothes Dryer Exhaust
- Private Wells
- Septic Systems
- Other Exterior Factors
- Guide for Homeowners: Water Management and Water Damage Prevention

Upon completion of this course and passing of the 60-question final exam, the student can download and print his/her own Certificate of Completion, which is auto-generated in his/her own name.

The student-member's information is recorded on InterNACHI's servers for membership compliance verification, and automatically logs completion into InterNACHI's online Continuing Education log. It counts as 16 InterNACHI Continuing Education hours.

## “How to Inspect the Attic, Insulation, Ventilation and Interior” Course

The purpose of this course is to provide accurate and useful information for performing an inspection of the attic, insulation and interior of a residential property. This course is free to all InterNACHI members and can be taken again and again, without limit.

Reminder to members: InterNACHI's Code of Ethics 1.10 requires that you comply with all government rules and licensing requirements of the jurisdiction where you conduct business. InterNACHI's courses and Standards generally exceed the Standards of Practice that you are required to abide by locally.

### This course has been approved by:

- the International Association of Certified Home Inspectors;

- the Master Inspector Certification Board;
- the International Association of Certified Indoor Air Consultants; and
- many government agencies and licensing boards.

### This course includes:

- 33 sections;
- 50 photos, graphics, and diagrams;
- 10 tables;
- 12 quizzes;
- a 60-question final exam (drawn from a larger pool);
- instant grading;
- a downloadable, printable Certificate of Completion; and
- accreditations and state approvals.



### The course covers the following categories:

- Inspector Safety Equipment and Inspection Tools
- InterNACHI Standards of Practice
- General Inspection Comments
- Heat Movement
- Moisture Movement
- Moisture Can Be a Problem
- Four Things Your Client Can Do
- Protection From Water Damage
- Introduction to Insulation
- R-Value of Insulation
- Compressed Insulation
- Thermal Bridging
- Inspecting the Insulation
- Precautions About Adding Insulation
- Check the Attic
- Attic Access
- Attic Pull-Down Stairs
- Attic Insulation Rulers and Thicknesses
- Difficult Areas to Check in the Attic
- Check the Exterior Walls
- Airtight
- Control Moisture
- OVE Techniques
- 2x6 Wall Construction
- Wall Sheathing

- Check Under the Floors
- Floors and Crawlspace
- Check the Ductwork
- Types of Insulation
- Blankets
- Blown-In Loose-Fill
- Foam Insulation
- Rigid Insulation
- Reflective Insulation
- Radiant Barriers
- Insulation Labels
- Where to Look for Insulation
- Roof Ventilation and Insulation
- Roof Vents and Insulation Clearance
- Ventilation Required
- Some Roof Ventilation Definitions
- Inspecting the Roof Ventilation in 10 Steps
- Ice Dams
- Roof Ventilation Based on Climate and Insulation Amount
- Rule of Thumb
- Roof Height at the Eaves
- How Basement Walls Should Dry to the Interior
- Finding Interior Foam Insulation and a Fire Hazard
- Look for Holes That Allow Air Leakage into the Basement Wall
- Check for Moisture at Bottom of Basement Finished Walls
- Slab-on-Grade Construction

- Is the Slab on a Mound with Clearance?
- Required Vapor Diffusion Retarder with a Capillary Break Beneath It
- Cracks in the Slab and Moisture Problems
- Rebar Reduces Cracking
- Insulation on the Exterior Slab-on-Grade Foundation
- Frost-Protected Shallow Foundations and Insulation
- Slab-on-Grade Insulation and Finishes
- Slab with Moisture-Resistant Finishes
- Slab with Moisture-Sensitive Finishes
- Missing Slab Insulation
- Signs of Moisture Problems
- Crawlspace, Insulation and Moisture Problems
- Crawlspace Floor Might be a Mud Slab
- Crawlspace Floor Covered with Plastic
- Crawlspace Wall is Damp-Proofed
- Vented vs. Non-Vented Crawlspace
- Understanding Vented and Non-Vented Crawlspace
- Air Leakage and Major Moisture Problems
- Air Sealing
- Look for Big Air Leaks
- Air Sealing from the Attic
- Cathedral Roofs and Air Leaks
- Cathedral Ceilings and Insulation
- Why Would an Inspector Recommend Controlling Air Leakage?
- Blower Doors
- Air Barriers

- Examples of Air Barriers
- Four Types of Air Barriers
- Vapor Diffusion Retarders
- For Hot-Humid Climates, Walls Dry Towards the Inside
- Inspecting “Warm Walls” in Cold Climates
- For Cold Climates, Walls Dry Toward the Outside
- Ventilation of the House Interior Air
- Purpose of Ventilation
- Three Ways to Ventilate
- Natural Ventilation
- Whole-House Ventilation
- Energy-Recovery Ventilation Systems
- Spot Ventilation
- Bathroom Ventilation Ducts and Fans
- Windows
- Condensation in Double-Paneled Windows
- Safety Glass for Inspectors
- Doors
- Sectional Garage Door Inspection in 10 Steps
- Garage Door Labels
- Egress, Steps, Handrails and Illumination
- Emergency Escape and Rescue Openings
- Floors, Walls and Ceilings

Upon completion of this course and passing of the 60-question final exam, the student can download and print his/her own Certificate of Completion, which is auto-generated in his/her own name.



# HOMEINSPECTORPRO

Home Inspector Pro was designed from the start by home inspectors, so you get exactly what you want: an easy-to-use, fully customizable inspection program that runs on Windows, MAC and Linux.

**Includes Residential, Commercial, Mold, Septic, Pool Templates & More!**

**ONLY \$499 FOR InterNACHI Members!**  
**USE COUPON CODE: NACHIMAG100**

**We also host websites for more than 2,000 inspectors. Try us for free!**

Get to the top of Google following our tips without paying someone thousands of \$\$!

Over 40 inspection designs to choose from and each can be customized by you.

Requires no prior knowledge of website design.

Includes phone, live chat, help desk and email tech support!

Have clients sign contracts and pick up reports through your site.

Accept credit card payments through your site.

Offer photo albums, slide shows, blogs, text-messaging features & more.



**Get a 90-day FREE trial at [www.HomeInspectorPro.com](http://www.HomeInspectorPro.com)!**

The student-member's information is recorded on InterNACHI's servers for membership-compliance verification, and automatically logs completion into InterNACHI's online Continuing Education log. It counts as 14 InterNACHI Continuing Education hours.

## "How to Inspect HVAC Systems" Course

This course is the largest, most in-depth HVAC course of its kind. It teaches the inspector how to perform the HVAC portion of a home inspection. It includes a review of the components of common HVAC systems that may be present during a residential inspection, including warm-air, hydronic, steam and electric heating systems; air-conditioning systems; and heat pump systems. And, in keeping with InterNACHI's commitment to Continuing Education, this HVAC inspection course is open and free to all members, and can be taken again and again, without limit.

Reminder to members: InterNACHI's Code of Ethics 1.10 requires that you comply with all government rules and licensing requirements of the jurisdiction where you conduct business. InterNACHI's courses and Standards generally exceed the Standards of Practice that you are required to abide by locally.

### This course has been approved by:

- the International Association of Certified Home Inspectors;
- the Master Inspector Certification Board;
- the International Association of Certified Indoor Air Consultants; and
- many government agencies and licensing boards.

### The HVAC Inspection course includes:

- 24 sections;
- many photos and diagrams;
- 8 quizzes;
- 75-question final exam (drawn from a larger pool);
- instant grading;
- a downloadable, printable Certificate of Completion; and
- accreditations and state approvals.

### The course covers the following categories:

- Objectives
- Inspection Tools
- Inspection Procedures
- InterNACHI Standards of Practice
- Introduction to HVAC
- Heat Fundamentals
- Identify and Describe Heating Systems
- Gas, Gas Meters and Gas Pipes
- Combustion Fundamentals
- Furnace Fundamentals
- Warm-Air Heating Systems
- Ducts
- Gas Furnaces
- Oil Furnaces
- High-Efficiency Heat Exchangers
- Coal, Wood and Multi-Fuel Furnaces
- Hydronic Heating Systems
- Steam Heating Systems
- Electric Heating Systems
- Steam and Hot-Water Space Heating Systems
- Air Conditioning
- Heat Pumps
- Air Cleaners and Filters
- Humidifiers
- Electric Furnaces

Upon completion of this course and passing of the 75-question final exam (drawn from a larger pool), the student can download and print his/her own Certificate of Completion, which is auto-generated in his/her own name.

The student-member's information is recorded on InterNACHI's servers for membership compliance verification, and automatically logs completion into InterNACHI's online Continuing Education log. It counts as 12 InterNACHI Continuing Education hours.



## Deck Inspections Course

This course teaches the inspector how to perform residential and commercial wood deck inspections. It includes a review of all common deck defects. And, in keeping with InterNACHI's commitment to continuing education, this deck course is open and free to all members and can be taken again and again, without limit.

Reminder to members: InterNACHI's Code of Ethics 1.10 requires that you comply with all government rules and licensing requirements of the jurisdiction where you conduct business. InterNACHI's courses and Standards generally exceed the Standards of Practice that you are required to abide by locally.

### This course has been approved by:

- the International Association of Certified Home Inspectors;
- the Master Inspector Certification Board;
- the International Association of Certified Indoor Air Consultants; and
- many government agencies and licensing boards.



### The Deck Inspections course includes:

- 35 sections;
- 80 photos, diagrams and custom graphics;
- 5 quizzes;
- a 25-question final exam (drawn from a larger pool);
- instant grading;
- a downloadable, printable Certificate of Completion; and
- accreditations and state approvals.

### The course covers the following categories:

- Introduction
- Course Objectives
- Decks and Similar Structures
- Decks Defined
- Porches
- Verandahs



## InterNACHI HOME INSPECTION NARRATIVES

**\$99**

Written by Certified Master Inspector, roof expert and inspection industry educator Kenton Shepard, the InterNACHI Library of Narratives is the largest in the industry, containing more than 8,000 unique, editable home inspection narratives.

Typical narratives include:

1. **condition identification;**
2. **description of the severity of the condition; and**
3. **recommendations.**

These narratives are designed to provide maximum protection from liability. In addition to 19 sections on the conventional home systems and components, the library includes narratives for the inspection of:

- **Pools & Spas (300+ narratives)**
- **Log Homes (400+ narratives)**
- **Green Building Features (300+ narratives)**
- **Fire Doors (50+ narratives)**

These narratives can be used with any software and are supplied with an extensive, easy-to-use index that makes finding narratives fast!

See sample narratives at  
[http://www.nachi.org/  
sample-narratives.htm](http://www.nachi.org/sample-narratives.htm)

Order at [www.InspectorOutlet.com](http://www.InspectorOutlet.com)

- Balconies
- Patios
- From the Ground Up
- Deck Load
- Footings and Posts
- Wood Decay
- Moisture and Wood Decay
- The Pick Test
- Support and Connections
- Girders and Beams
- Ledger Connections
- Overhangs
- Framing Around Cantilevered Decks
- Bracing
- Connections and Fasteners
- Posts and Rails
- Guardrails and Supports
- Decking
- Board Placement and Support
- Stairs
- Stringers, Risers and Treads
- Lighting
- Handrails
- Electrical Receptacles
- Receptacle Requirements
- Weatherproof Receptacles
- Other Considerations
- Location of Egress

Upon completion of this course and passing of the 25-question final exam (drawn from a larger pool), the student can download and print his/her own Certificate of Completion, which is auto-generated in his/her own name.

The student-member's information is recorded on InterNACHI's servers for membership compliance verification, and automatically logs completion into InterNACHI's online Continuing Education log. It counts as three InterNACHI Continuing Education hours.

## "How to Inspect Pools and Spas" Course

This course is the largest, most in-depth pool and spa inspection course of its kind. The purpose of this training is to teach an inspector how to perform inspections of pools and spas, including: how pools and spas work; circulation; heating and filtering systems and components; electrical components; water chemistry; safety issues; and maintenance recommendations. The course also includes an inspection checklist. And, in keeping with InterNACHI's commitment to Continuing Edu-

cation, this pool and spa inspection course is open and free to all members, and can be taken again and again, without limit.

Reminder to members: InterNACHI's Code of Ethics 1.10 requires that you comply with all government rules and licensing requirements of the jurisdiction where you conduct business. InterNACHI's courses and Standards generally exceed the Standards of Practice that you are required to abide by locally.

### This course has been approved by:

- the International Association of Certified Home Inspectors;
- the Master Inspector Certification Board;
- the International Association of Certified Indoor Air Consultants; and
- many government agencies and licensing boards.

### The "How to Inspect Pools and Spas" Course includes:

- 19 sections;
- 27,000 words;
- 60 illustrations and diagrams;
- 12 quizzes;
- a 75-question final exam (drawn from a larger pool);
- instant grading;
- a downloadable, printable Certificate of Completion; and
- accreditations and state approvals.

### The course covers the following categories:

- Safety First
- The Basics
- How Big is It?
- Square or Rectangular
- Circular
- Irregular
- Parts per Million
- Types of Pools and Spas
- Concrete
- Vinyl-Lined
- Fiberglass
- Above-Ground
- Wood
- Construction Process
- Plumbing
- Follow the Path of the Water
- More Drains
- Skimmers
- Gutters
- Pipes
- Support
- Rubber Fittings
- Size
- Return Inlets
- Water Levels



- Valves
- 3-Port Valves
- Shutoff Valves
- Check Valves
- Unions
- Solar Heating Systems
- Pumps and Motors
- Nameplate
- Turnover Rate
- Inspection Tips
- Electrical
- Dry-Niche Luminaire
- Forming Shells
- No-Niche Luminaires
- Underwater Luminaires
- Wet-Niche Luminaires
- Luminaire Location
- Flexible Cords
- Receptacles
- GFCI Protection Required
- Spa or Hot Tub GFCI
- Receptacles for Indoor Spas and Hot Tubs
- Switches
- Panel Fans and Luminaires Overhead
- Overhead Conductor Clearances
- Underground Wiring
- Grounding and Bonding
- Panelboards
- Permanently Installed Radiant Heaters
- Filtration
- Sand and Gravel Filters
- Diatomaceous Earth (DE) Filters
- Cartridge
- Pressure Gauge
- Air Relief
- T-Fitting
- Backwash Valve
- Backwash Water
- Backwash Sight Glass
- Pool Heaters
- Ignition Types
- Standing Pilot
- Mid-Efficiency
- High-Efficiency
- Intermittent Pilot
- Thermocouple
- Thermopile
- Mercury Flame Sensor
- Gas Pressure Regulator

- Disconnects
- Fireman's Switch
- Thermostats
- Gas Valves
- Vent Connections
- Flue Pipe
- Flue Details
- Draft Hood
- Size of the Pool Heater
- Other Components and Devices
- Timers
- Time Clocks
- Twist Timers
- Electronic Timers
- Remote Controls
- Air Blowers
- Diving Boards
- Slides
- Ladders
- Automatic Pool Cleaners
- Lighting
- Pool Covers
- Safety Barriers
- Indoor Swimming Pool
- Barrier Locations
- Exemptions
- Water Chemistry
- pH
- pH Adjustment
- Controlling pH
- Increasing pH
- Lowering pH
- Total Alkalinity
- Calcium Hardness
- Scum Line
- Temperature
- Total Dissolved Solids
- Testing
- Disinfection
- Chlorine
- Non-Chlorine Shock Treatments
- Algae
- Repairs Needed
- Commercial Pools
- Inspection Tips
- Pool/Spa Inspection Checklist
- Maintenance Schedule

Upon completion of this course and passing of the 75-question final exam (drawn from a larger pool), the student can download and print his/her own Certificate of Completion, which is auto-generated in his/her own name.

The student-member's information is recorded on InterNACHI's servers for membership compliance verification, and automatically logs completion into InterNACHI's online Continuing Education log. It counts as eight InterNACHI Continuing Education hours.

## Log Home Inspection Course

Developed by InterNACHI's Kenton Shepard, this course is the largest, most in-depth log home inspection course of its kind. This course teaches the inspector how to perform an inspection of a log home. It includes a review of framing, finishes, and decay issues. And, in keeping with InterNACHI's commitment to Continuing Education, this course is open and free to all (even non-members), and can be taken again and again, without limit.

Reminder to members: InterNACHI's Code of Ethics 1.10 requires that you comply with all government rules and licensing requirements of the jurisdiction where you conduct business. InterNACHI's courses and Standards generally exceed the Standards of Practice that you are required to abide by locally.



### This course has been approved by:

- the International Association of Certified Home Inspectors;
- the Master Inspector Certification Board;
- the International Association of Certified Indoor Air Consultants; and
- many government agencies and licensing boards.

### The Log Home Inspection course includes:

- 73 sections;
- many photos and diagrams;
- 100-question final exam (drawn from a larger pool);
- instant grading;
- a downloadable, printable Certificate of Completion; and
- accreditations and state approvals.

## The course covers the following categories:

- Introduction
- Inspector Liability
- Combined Disclaimers
- Trees
- Logs as Building Material
- Tree Structure
- Tree Growth
- Spiral Grain
- Microbes in Trees
- Decay and Stain Fungi
- Decay Fungi
- Stain and Mold Fungi
- Log Home History
- Manufactured Log Homes
- Handcrafted Log Homes
- Other Types of Log Homes
- Wood-Destroying Creatures
- Introduction to Wood-Destroying Insects
- Termites
- Carpenter Ants
- Wood Wasps
- Wood-Boring Beetle Comparison Chart
- Anobiid Beetles
- Round-Headed Borers
- Flat-Headed Borers
- Ambrosia Beetles
- Wood-Destroying Insects
- Wood-Destroying Birds
- Wood-Destroying Animals
- Chinking
- Mortar-Based Chinking
- Modern Chinking
- Wall Logs
- Lower Wall Logs
- Settling
- Checking
- Windows and Doors
- Exterior Corners
- Log Home Defects
- Soil Movement
- Foundations
- Wood Decay
- Design and Construction Problems
- Settling Problems
- Repair and Restoration
- Finishes
- Types of Exterior Finishes
- Factors Affecting Log Finishes
- Evaluating Log Finishes
- Roof Framing
- Log Home Performance
- Energy Performance
- Fire Performance
- Codes and Standards

Upon completion of this course and passing of the 100-question final exam (drawn from a larger pool), the student can download and print his/her own Certificate of Completion, which is auto-generated in his/her own name.

The student-member's information is recorded on InterNACHI's servers for membership compliance verification, and automatically logs completion into InterNACHI's online Continuing Education log. It counts as eight InterNACHI Continuing Education hours.

## "How to Inspect Septic Systems" Course

This course is the largest, most in-depth septic system course of its kind. After successful completion of the training, the student will be able to perform two types of inspections of onsite wastewater (septic) treatment systems: maintenance inspections and functional inspections. And, in keeping with InterNACHI's commitment to Continuing Education, this septic system inspection course is open and free to all members, and can be taken again and again, without limit.

Reminder to members: InterNACHI's Code of Ethics 1.10 requires that you comply with all government rules and licensing requirements of the jurisdiction where you conduct business. InterNACHI's courses and Standards generally exceed the Standards of Practice that you are required to abide by locally.

### This course has been approved by:

- the International Association of Certified Home Inspectors;
- the Master Inspector Certification Board;
- the International Association of Certified Indoor Air Consultants; and
- many government agencies and licensing boards.

### The "How to Inspect Septic Systems" Course includes:

- 21 sections;
- 9 quizzes;
- 50-question final exam (drawn from a larger pool);



- Printable Certificate of Completion;
- instant grading;
- a downloadable, printable Certificate of Completion; and
- accreditations and state approvals.

## The course covers the following categories:

- Objectives
- Preface
- Acknowledgements
- Introduction
- Tools Needed
- General Information
- Permission to Inspect
- Gather Information Before the Inspection
- Evaluate the Plumbing of the House
- Locating the Components of the System
- Evaluate the System Components
- Scheduling Maintenance Inspections
- Report to the Client
- The Inspection Forms and Report
- A Package of Four Sample Septic Inspection Documents
- Sample Inspection Report
- Additional Suggested Comments for the Inspection Report
- Calculating Tank Volume
- Sewage Flows
- Septic System Additives
- Onsite System Inspection Form
- Terminology for Onsite Septic Wastewater Treatment Systems
- A Homeowner's Guide to Septic Systems
- Conclusion

Upon completion of this course and passing of the 50-question final exam (drawn from a larger pool), the student can download and print his/her own Certificate of Completion, which is auto-generated in his/her own name.

The student-member's information is recorded on InterNACHI's servers for membership compliance verification, and automatically logs completion into InterNACHI's online Continuing Education log. It counts as 10 InterNACHI Continuing Education hours.

## Green Building Inspection Course

This course is designed to educate inspectors about what green building is, why it's important, and how to recognize green systems and features in homes. It addresses the three main aspects of green building: energy-efficiency;



sustainable materials and practices; and healthy homes. This course, developed by InterNACHI's Kenton Shepard, prepares inspectors to meet the growing demand for neutral, third-party verification of green features and systems in buildings. It includes a review of solar systems, environmental issues, and energy audits. And, in keeping with InterNACHI's commitment to Continuing Education, this course is free and open to all, and can be taken again and again, without limit.

Reminder to members: InterNACHI's Code of Ethics 1.10 requires that you comply with all government rules and licensing requirements of the jurisdiction where you conduct business. InterNACHI's courses and Standards generally exceed the Standards of Practice that you are required to abide by locally.

### This course has been approved by:

- the International Association of Certified Home Inspectors;
- the Master Inspector Certification Board;
- the International Association of Certified Indoor Air Consultants; and
- many government agencies and licensing boards.

### The Green Building Inspection course includes:

- 55 sections;
- many photos and diagrams;
- 54 quizzes;
- 100-question final exam (drawn from a larger pool);
- instant grading;
- a downloadable, printable Certificate of Completion; and
- accreditations and state approvals.

### The course covers the following categories:

- Introduction
- Energy
- Report on Energy Status
- Non-Renewable Energy Sources
- Renewable Energy Sources
- Climate Change
- Natural Causes of Climate Change
- Possible Results of Climate Change
- Water
- Groundwater Depletion
- Water Quality
- Home Water Treatment
- Indoor Water Conservation
- Outdoor Water Conservation
- Lot Development

- Erosion
- Grading and Landscaping
- Building Methods
- Engineered Lumber
- Value Engineering
- Enhanced-Efficiency Building Systems
- Strawbale Homes
- Building Envelope
- Climate Zones
- Insulation
- Conduction, Convection and Radiation
- Air Movement in Buildings
- Attic Ventilation
- Moisture Control
- Mold
- Passive Solar Home Design
- Energy-Efficient Windows
- Photovoltaic (PV) Systems
- Solar Thermal/Solar Water Heating
- Lighting: Bulb and Fixture Types
- Daylighting and Controls
- Plumbing



- Plumbing Pipes
- Hydronic Heating
- Hot Water Recirculation Systems
- HVAC
- Furnaces
- Air Conditioners
- Air Ducts
- Evaporative Coolers
- Humidifiers
- Heat Pumps
- Wood-Burning Appliances
- Wood Stoves
- Roof
- Roof Defects
- Green Roofs
- Indoor Environmental Hazards
- Radon
- Asbestos
- Sustainable Practices and Materials
- Sustainability
- Standards and Certification
- Energy Programs and Legislation
- Renewable Energy/Energy-Efficiency Incentives
- Home Energy Audits
- Home Energy Ratings

- Energy Codes
- Green Building Standards
- Energy Program Comparisons
- Green Mortgages

Upon completion of this course and passing of the 100-question final exam (drawn from a larger pool), the student can download and print his/her own Certificate of Completion, which is auto-generated in his/her own name.

The student-member's information is recorded on InterNACHI's servers for membership compliance verification, and automatically logs completion into InterNACHI's online Continuing Education log. It counts as eight InterNACHI Continuing Education hours.

Non-members and consumers may take the course. It is open and free to all.

## "The House as a System" Course

A house is a system of interdependent parts and mechanical and physical components. The operation of one part affects many others. When they all work together, the house is comfortable, safe, efficient and durable.

This course teaches the inspector to: become aware of the potential for interaction among building components and mechanical systems; understand how air sealing a home can negatively affect indoor air quality; and be able to recognize typical air leakage sites and know how they are corrected.

InterNACHI is working with the U.S. Department of Energy to develop and offer energy inspection courses to InterNACHI members.

In keeping with InterNACHI's commitment to Continuing Education, this course is open and free to all members, and can be taken again and again, without limit.

Reminder to members: InterNACHI's Code of Ethics 1.10 requires that you comply with all government rules and licensing requirements of the jurisdiction where you conduct business. InterNACHI's courses and Standards generally exceed the Standards of Practice that you are required to abide by locally.

# ENERGY Gas prices may im

## This course has been approved by:

- the International Association of Certified Home Inspectors;
- the Master Inspector Certification Board;
- the International Association of Certified Indoor Air Consultants; and
- many government agencies and licensing boards.

## This course covers the following topics

- Definitions
- The House as a System
- Mechanical and Physical Components
- Lessons Learned from Building Failures
- Uninsulated Attic
- Leaky Recessed Lights
- Fans

- Ventilation and Air Changes
- In the Attic
- Installing Attic Insulation
- Pipe and Wire Bypasses
- Chimney Chases
- In the Basement
- Plumbing and Wire Openings
- Under the Tub
- Dangers
- In the Garage
- In the Kitchen and Bathroom
- Dropped Soffits
- In the Living Room
- Unvented Space Heaters
- Outside
- Mechanical Ventilation
- Occupant Behavior
- What's Going On?
- What Should Be Done?

- Something to Think About
- Today's Houses are Tighter
- More and Bigger Fans
- Weaker Draft Appliances
- Lifestyle Changes

Upon completion of this course and passing of the 20-question final exam (drawn from a larger pool), the student can download and print his/her own Certificate of Completion, which is auto-generated in his/her own name.

The student-member's information is recorded on InterNACHI's servers for membership-compliance verification, and automatically logs completion into InterNACHI's online Continuing Education log. It counts as two InterNACHI Continuing Education hours.

Non-members may view only the first page of the course.

## Home Inspection Video on USB



**46-MINUTE HOME INSPECTION TRAINING VIDEO ON A 4GB USB FLASH DRIVE**



### ***"Home Inspection Training Video #1" with Ben Gromicko***

Ben Gromicko, InterNACHI Director of Education, reviews a residential property inspection he performed. He shares more than 300 digital images taken during the inspection, along with several material defects he discovered. Ben also goes over the narratives and disclaimers from the actual inspection report.

We put the training video on a USB flash drive. Watch the training video on your computer.

**On Sale Now ~~\$59.00~~ \$39.00 + Shipping**

# INSPECTOR OUTLET

## featured products

Order online at [www.InspectorOutlet.com](http://www.InspectorOutlet.com)

We are the official source for InterNACHI textbooks, products and publications. We strive to provide the best products for you at the lowest prices in the industry.

InspectorOutlet.com  
is your source for  
all things  
home inspection-related.

Books, Articles & Education

Apparel & Safety Equipment

Marketing & Promotional Items

Software and Reporting

Tools and Meters



Inspector Outlet is here for all your inspection needs. We offer the best deals on some of the highest-quality products in the industry. We are continually expanding and adding new products, so check back often. If there is something you would like to see us offer, please feel free to email us. We appreciate your business and hope you find what you need.

Vendors: If you would like to have your product sold through InspectorOutlet.com, please contact us at [Sales@InspectorOutlet.com](mailto:Sales@InspectorOutlet.com).

## InterNACHI Inspector Total Package\* for inspectors who want it all...



- Membership in InterNACHI, with all the membership benefits, a \$50,000 value;
- “Now That You’ve Had a Home Inspection” home maintenance book (\$15 value);
- 100-Day Inspection Coverage Certificates from Mountain Inspection Support Association (\$90 value);
- Knee pads to protect your knees in those tight spaces (\$15 value);
- InterNACHI t-shirt, heavy-duty work shirt (\$10 value);
- Customized inspection business website, developed and hosted on InspectorPages.com (\$100 value);
- Subscription to NACHI.TV for premier home inspection training (\$100 value);
- InterNACHI 3-ring binder to hold everything together in a nice package (\$10 value);
- InterNACHI jacket to keep you covered (\$30 value);
- InterNACHI microwave leak detector (\$5 value);
- InterNACHI cloth patches to wear on your shirt (\$1 value);
- InterNACHI gold stickers to help promote yourself (\$1 value);
- InterNACHI Illustrated Graphics Library on CD (\$30 value);
- Safety glasses to protect your eyes (\$10 value);
- Shoe booties to keep the floors clean (\$5 value);
- InterNACHI INSPECTOR cap to protect your head (\$10 value);
- Respirator to protect your lungs (\$5 value);
- Breath mints for fresh breath (\$1 value);
- 9-volt batteries, as new smoke detector batteries to give away as marketing pieces (\$5 value);
- Infrared thermometer gun to measure surface temperatures (\$40 value);
- 6-in-1 screwdriver (1/4”, 5/16” nut driver and #1, #2, 3/16, 1/4” Phillips and slotted screwdrivers; \$5 value);
- 25-foot measuring tape (\$10);
- Clip pocket to hold your digital camera (\$5 value);
- Steel wrench for those times when you need it (\$5 value);
- 10” heavy-duty torpedo level to check slope (\$15 value);
- Live-voltage detector, a non-contact method to check live AC voltage (\$10 value);
- GFCI tester to check for GFCI protection (\$10 value);
- Large flashlight, essential for any professional inspector (\$15 value);
- Small flashlight for your pocket (\$5 value);
- LED headlamp for lighting up your work space hands-free (\$15);
- 6” steel pliers, for those times when you need to grasp (\$5);
- Binoculars and carrying case for safely inspecting the roof (\$35);
- “3 Deadly Mistakes” brochures (\$5 value);
- “Inspection Business Success Strategies” by Nick Gromicko (\$50 value); and
- A tool box to hold it all (\$15 value).

\* Please allow up to 3 weeks for delivery of the package.

## InterNACHI Inspector Library



Whether you're new to the business, an inspector looking for more information, or a veteran of the industry trying to expand your knowledge, the InterNACHI

Inspector Library is a must.

You get each of the listed 16 books and the Graphics Library CD at a killer discount.

Don't pass this up. Now is your chance to become the best inspector you can be. Ordering all these books and the CD individually would cost you hundreds of dollars plus shipping. Get the entire package now and save hundreds of dollars! What are you waiting for?

- InterNACHI's Inspection Graphics Library CD
- Inspecting the Attic, Insulation, Ventilation and Interior
- How to Inspect the Exterior
- How to Inspect Pools and Spas
- How to Inspect for Moisture Intrusion
- Residential Plumbing Overview
- Structural Issues for Home Inspectors
- Inspecting HVAC Systems
- How to Perform Roof Inspections
- How to Perform Electrical Inspections
- How to Perform Radon Inspections
- How to Perform Mold Inspections
- How to Perform Deck Inspections
- “Now That You’ve Had a Home Inspection”
- International Standards of Practice for Inspecting Commercial Properties
- 25 Standards Every Inspector Should Know
- Safe Practices for the Home Inspector

## Inspection Business Success Strategies

This is a PDF download.

Exclusively from Inspector Outlet, Nick Gromicko's marketing manifesto will teach you how to market your home inspection business and grow your company.

*"I often see inspectors marketing when they have extra money, and not marketing when money is tight. This is upside-down thinking. Your marketing decisions should not be based on your cash flow.*


*Some inspectors say things like, 'I've been slow this month, so I'm not going to spend much on marketing.' This strategy causes the inspector's worst fear to become reality.*

*If you aren't inspecting today, work on building your business.*

*Regardless of the current state of your inspection business, you've come to the right book. In it, you'll find straightforward talk and more than 200 tips you can implement TODAY that are designed specifically for inspectors who want to dominate their market,*

*raise their fees without regret, and build and sustain the type of business that will make you the envy of the local competition, as well as the first – and last – inspector your customers call."*

*-- Nick Gromicko, Founder InterNACHI*



200 pages, 4.9 MB

Author: Nick Gromicko, Founder, International Association of Certified Home Inspectors, Inc.

Editor & Layout: Kate Tarasenko / Crimea River

## Now That You've Had a Home Inspection



### InterNACHI's Award-Winning Ultimate Home Maintenance Manual

With the delivery of their inspection reports, many inspectors include a free copy of InterNACHI's ultimate home maintenance manual. This comprehensive guide takes homeowners through checklists and steps of the regular and seasonal maintenance of their greatest investment.

It explains how the home works, how to keep it maintained, and how to save energy.

Author: Ben Gromicko, Director of Education, International Association of Certified Home Inspectors, Inc.



### What other inspectors are saying...

*"I have been using Ben's book (Now That You've Had A Home Inspection) for over a year. I give each client a book with their report. In the past, I have used other booklets with my reports. Not only are Ben's books less expensive but my clients like the information better. I have received very good feedback on the book, especially from my first-time home buyers. I perform 500 to 600 inspections a year and the price difference saves me thousands of dollars."*

*- Jim Krumm, Colorado's Best Home Inspections*




### Spanish version

This exclusive Spanish-language digital version of InterNACHI's best-seller, "Now That You've Had a Home Inspection," is available to all InterNACHI members and their clients at no charge. This brand-new 5th Edition includes updated resources for homeowners, as well as an additional chapter on the importance of home maintenance and having a thorough home inspection. This free, 104-page PDF download will be updated soon to include captions in Spanish for all of the InterNACHI-copyrighted graphics found within.

## Inspecting the Attic, Insulation, Ventilation and Interior

The purpose of this publication is to provide accurate and useful information for performing an inspection of the attic, insulation, ventilation and interior at a residential property. This book is also a useful tool as a portable guide for inspectors on the job. It also serves as a study aid for InterNACHI's online "Inspecting the Attic, Insulation, Ventilation and Interior" course and exam.



165 pages.

Authors: Ben Gromicko, Director of Online Education International Association of Certified Home Inspectors, Inc.

Rob London, Senior Technical Writer and Researcher International Association of Certified Home Inspectors, Inc. and

Nick Gromicko, Founder International Association of Certified Home Inspectors, Inc.



Graphics: Lisaira Vega and Wylie Robinson  
Editor & Layout: Kate Tarasenko / Crimea River

## How to Perform Electrical Inspections

This book teaches the home inspector how to perform the electrical portion of a residential home inspection. The inspector will learn how to evaluate a home's electrical system, including the exterior service, the main panel, AFCIs and GFCIs, as well as common hazards that require further investigation.

This textbook includes instructional graphics and quizzes to help inspectors learn how to identify typical items that they're likely to encounter on a home inspection.

A must for every home inspector!

Now available in its Second Edition.


122 pages.

Authors: Paul Abernathy, Gerry Beaumont and Nick Gromicko



Editor & Layout: Kate Tarasenko / Crimea River

## International Standards of Practice for Inspecting Commercial Properties



Need a professional copy of the International Standards of Practice for Inspecting Commercial Properties?

Protect yourself by including this book with your commercial inspection report.

64 pages covering:

1. Purpose
2. Definitions
3. Use
4. Inspection
5. Research
6. Walk-Through Survey
7. Report
8. Limitations, Exceptions and Exclusions
9. Ethics

The book also includes:

10. Inspection Agreement
11. Request for Documents and Persons with Knowledge
12. Consultant Contract
13. Thermal Imaging Addendum
14. Accessibility
15. Green Features
16. Fire Door Inspections
17. Fireplace and Chimney Inspections
18. Radon Mitigation System Inspections
19. The Future of These Standards
20. Recommended Courses
21. Recommended Reporting Software



## How to Inspect the Exterior

The purpose of this publication is to provide accurate and useful information to home inspectors for the inspection of the exterior of residential properties.

This manual covers the components and materials of the exterior at a typical residential property, including: siding types; site drainage; moisture intrusion; windows and doors; flashing; garages; exterior structures; and other exterior systems and components. This book also covers the inspection process and InterNACHI's Residential Standards of Practice.

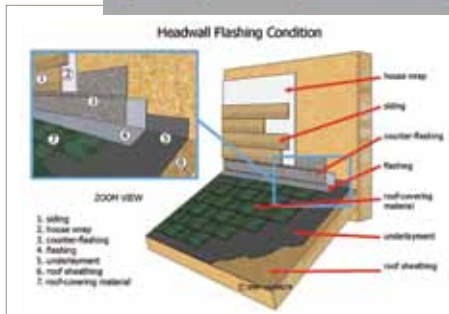

This publication is a useful tool as a portable guide for inspectors on the job. It also serves as a study aid for InterNACHI's online "How to Inspect the Exterior" course and exam.

257 pages.

Authors: Ben Gromicko, Director of Online Education, Rob London, Senior Technical Writer and Researcher, and Nick Gromicko, Founder, International Association of Certified Home Inspectors, Inc.

Contributing Author: Ron Huffman, PE, MBA, Exterior Design Institute, and President, Exteriors and Stucco Evaluation Consultants, Inc.


Graphics: Lisaira Vega and Wylie Robinson  
Editor & Layout: Kate Tarasenko / Crimea River



## How to Perform Deck Inspections

More than 2 million decks are built and replaced each year in North America. InterNACHI estimates that, of the 45 million existing decks, only 40% are completely safe.

Because decks appear to be simple to build, many people do not realize that decks are, in fact, structures that need to be designed to adequately resist certain stresses. Like any other house or building, a deck must be designed to support the weight of people, snow loads, and objects. A deck must be able to resist lateral and uplift loads that can act on it as a result of wind or seismic activity. Deck stairs must be safe and handrails graspable. And, finally, deck rails should be safe for children by having proper infill spacing.




This book explains how to properly inspect a deck. The book includes 79 original inspection graphics.

Author: Nick Gromicko, Founder, International Association of Certified Home Inspectors, Inc.

Research: Rob London, Senior Technical Writer and Researcher

Graphics: Lisaira Vega  
Editor & Layout: Kate Tarasenko / Crimea River



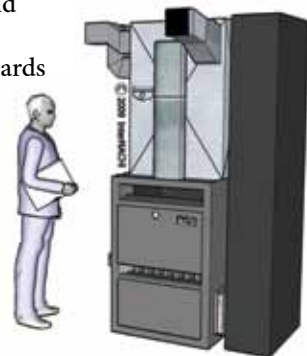
## Inspecting HVAC Systems

The purpose of this publication is to provide accurate and useful information for home inspectors in order to perform an inspection of the heating, ventilation and air-conditioning, (HVAC) system at a residential property. This manual covers the components of common residential HVAC systems, including: warm-air, hydronic, steam and electric heating systems; air-conditioning systems; and heat pump systems. This guide also refers to the InterNACHI Residential Standards of Practice with regard to recommended inspection protocols.

131 pages.

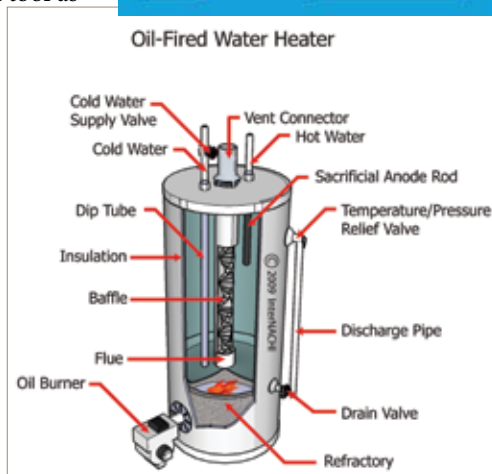

Author: Ben Gromicko, Director of Online Education, International Association of Certified Home Inspectors, Inc., and Executive Producer, NACHI.TV

Graphics: Lisaira Vega, Director of Graphics / Architect  
Editor & Layout: Kate Tarasenko / Crimea River



## Residential Plumbing Overview

The purpose of this publication is to provide accurate and useful information for home inspectors in order to perform an inspection of the plumbing system at a residential property. This manual covers the components of common residential plumbing systems, and also refers to the InterNACHI Residential Standards of Practice with regard to recommended inspection protocols. This publication is a useful tool as a portable guide for inspectors on the job. It also serves as a study aid for InterNACHI's online "Residential Plumbing Overview" course and exam.



124 pages.

Author: Ben Gromicko, Director of Online Education, International Association of Certified Home Inspectors, Inc., and Executive Producer, NACHI.TV

Graphics: Lisaira Vega, Director of Graphics / Architect; and Wylie Robinson

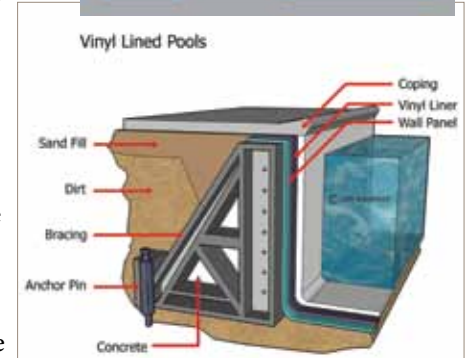

Editor & Layout: Kate Tarasenko / Crimea River

## How to Inspect Pools and Spas

The purpose of this publication is to provide accurate and useful information for home inspectors in order to perform an inspection of pools and spas at residential properties. This manual covers the following topics: how pools and spas work; the circulation, heating and filtering systems and components; the electrical components; water chemistry; safety issues; maintenance recommendations; and an inspection procedural checklist.


The focus of this book and its corresponding online course is on the water of residential pools and spas, and the systems and components that move or change it. This

publication is a useful tool as a portable guide for inspectors on the job. It also serves as a study aid for InterNACHI's online "How to Inspect Pools and Spas" course and exam.



Authors: Ben Gromicko, Director of Online Education, International Association of Certified Home Inspectors, Inc., Nick Gromicko, Founder, International Association of Certified Home Inspectors, Inc.


Graphics: Lisaira Vega and Wylie Robinson  
Editor & Layout: Kate Tarasenko / Crimea River



## Safe Practices for the Home Inspector

This publication assists the inspector in recognizing the conditions that can lead to personal injury, and provide safety guidelines for such situations. From cuts and insect bites to falls and serious injuries, this manual includes practical tips and first aid advice for being safe on the job. It also provides useful information for operating a safe and professional home inspection business.

Authors: Joe Farsetta and Nick Gromicko, Founder, International Association of Certified Home Inspectors, Inc.





## How to Perform Roof Inspections

This textbook will help you learn everything you need to know about inspecting roofs. It covers everything, from the underlayment and sheathing to roll roofing, asphalt shingles, wooden shakes, clay tiles, and much more.

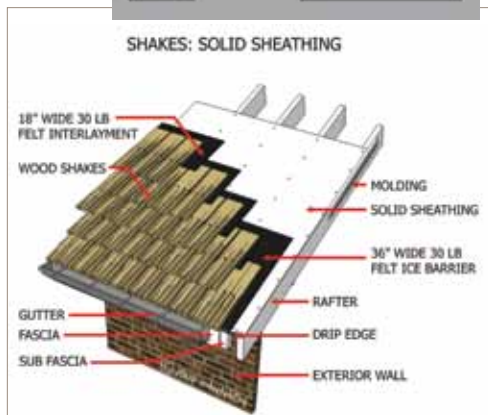

It also covers safe practices for inspecting roofs, and how to investigate further for suspected issues, such as inadequate ventilation, absent insulation, and moisture intrusion.

Use this book on the job as well as to prepare for InterNACHI's online "How to Perform Roof Inspections" course.

104 pages.

Authors: Gerry Beaumont and Nick Gromicko, Founder, International Association of Certified Home Inspectors, Inc.

Graphics: Lisaira Vega  
Editor & Layout: Kate Tarasenko / Crimea River



## Structural Issues for Home Inspectors

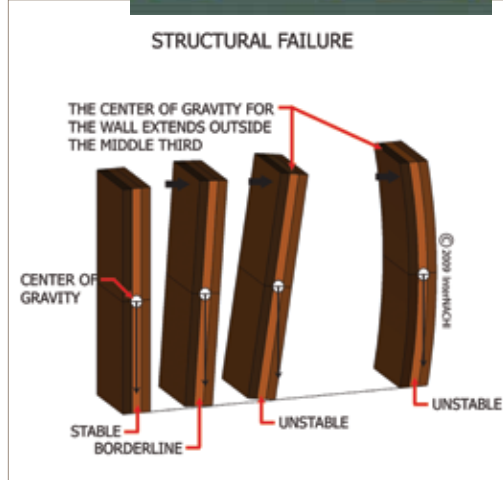

The purpose of this publication is to help prepare the home inspector to observe and report on structural components and their conditions in a residential dwelling. It is not an engineering manual, nor will it qualify an inspector to conduct a structural evaluation, as that is a process that typically requires the involvement of a licensed professional engineer or architect.

This book covers many exterior elements of a home, and some of the obvious as well as hidden interior elements whose condition can lead to trouble-shooting structural problems and their repair.

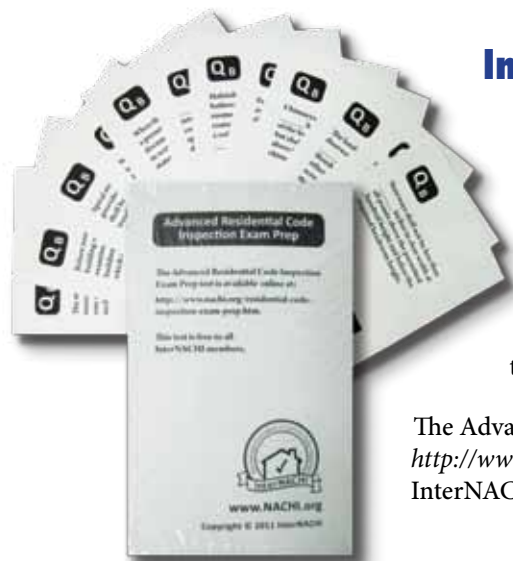
36 pages.

Authors: Joe Farsetta and Nick Gromicko, Founder, International Association of Certified Home Inspectors, Inc.

Graphics: Lisaira Vega  
Editor & Layout: Kate Tarasenko / Crimea River



## InterNACHI Residential Code Inspection Exam Prep Flash Cards



These flash cards are based on basic information found in the International Residential Code (IRC), which is a comprehensive code that provides minimum regulations of the major components and systems of one- and two-family dwellings of three stories or less. With daily drilling using these flash cards, your goal is to be able to answer most of the nearly 200 questions without difficulty. When you've reached that point, you're ready to ace your test!

The Advanced Residential Code Inspection Exam Prep Test is available online at <http://www.nachi.org/residential-code-inspection-exam-prep.htm>. This test is free to all InterNACHI members.

## InterNACHI "INSPECTOR" T-Shirts

InterNACHI "INSPECTOR" T-Shirts are high-quality, heavy-duty Hanes® ComfortSoft cotton shirts that are perfect on the job or for everyday wear.

Comes in navy blue with the InterNACHI logo on the front left breast, and **"INSPECTOR"** on the back.

Available in men's M, L, XL, 2XL and 3XL.

(add \$1 S/H for 3XL)



## InterNACHI T-Shirts

InterNACHI "INSPECTOR" T-Shirts are high-quality, heavy-duty Hanes® ComfortSoft cotton shirts that are perfect on the job or for everyday wear.

Available in white with navy lettering, and in navy with white lettering.

InterNACHI logo appears on the front left breast.

Choose your slogan for the back:

***"Anyone else is just looking around"***

or

***"Inspected Once, Inspected Right"***

Available in men's M, L, XL, 2XL and 3XL.

(add \$1 S/H for 3XL)

Women's sizes coming soon!

**Order yours today!**



◀ Women's sizes coming soon! ▶

## InterNACHI "INSPECTOR" Jacket

InterNACHI's **"INSPECTOR"** Jacket is windproof and water-resistant. Wear your jacket proudly on your home inspection, and get one for everyone on your team!

Made of high-quality 100% polyester.

Available in men's M, L, XL, 2XL and 3XL.

(add \$1 S/H for 3XL)



## InterNACHI Caps

**Get your new InterNACHI caps to wear on your inspections!**

This high-quality, sand-washed twill sandwich cap comes in five different colors: red, navy, tan, black, and royal blue. Available with two different slogans: **“InterNACHI Inspector”** or the **InterNACHI banner**. One size fits all.



## InterNACHI's "Stay Back!" Stop Sign



InterNACHI's "Stay Back! STOP" sign is made of durable plastic and folds up flat. Stand it up near your work area or put it snugly over the rung of your inspection ladder to warn clients, real estate agents, and anyone else at the inspection to stay back from your work area.

Developed as the result of a lawsuit against an inspector

who was found liable for a client's injury, these signs will help keep people at your inspection safe, and will also protect you against liability.

Be sure you keep your purchase receipt to prove that you use this important consumer-safety product.

**Inspector Stop Signs... Don't perform an inspection without one!**



## Tyvek® Coverall Protective Suit

Our one-piece Tyvek® protective coveralls come with a zipper front.

Protect your clothing on the job.

Available in M and L, with more sizes coming soon.



## Shoe Covers/Shoe Booties

Perfect for keeping the interior of your client's home dirt-free on an inspection, these shoe booties have non-skid bottoms and are latex-free. Fits up to shoe size 12, with larger sizes coming soon.



**Show your clients that you respect their homes!**

## Are you a Certified Master Inspector?



Advertise the fact that you've earned the inspection industry's highest designation by using CMI promotional brochures and self-adhesive decals.

Let your prospective clients know that they can hire an inspector who has the most advanced training available.

No need to print new business cards -- stick a decal on your current cards. Include a brochure with each of your marketing packets.

Make the CMI designation work for you!

## InterNACHI Dry-Erase Magnets

Get InterNACHI's new house-shaped dry-erase magnets to promote your inspection company! These 6x4.75-inch magnets are a great leave-behind for homeowners. Write in your contact info so that your clients will always have it on their fridge for years to come.

They work great when paired with our Inspector Marketing Lunchbox!

No minimum to buy.



## The InterNACHI Binder

The InterNACHI Binder was designed by Founder Nick Gromicko. The binder features white screen-printing on light blue French suede vinyl, with a 1-inch capacity, chrome rings, black rivets, and one clear pocket on the inside front cover.

Use it for reports and marketing presentations, and to store your business' print materials.



## "Inspecting the World" Report Presentation Kit

Includes:

- InterNACHI's "Inspecting the World" Binder
- "Now That You've Had a Home Inspection" by Benjamin Gromicko
- InterNACHI Inspection Agreement
- InterNACHI Standards of Practice
- InterNACHI Code of Ethics
- Pre-Closing Inspection Form
- Glossary of Terms (8 pages)
- 5-color Mylar® tab dividers



## Commercial Property Inspection Marketing Pack

These are company-neutral and designed so that you can add your own inspection business logo and information. Include your inspection business card in the pre-cut slots. Print off the sample marketing letters (included) on your own letterhead and insert them in the folder.

Not a member of the ComInspect Network yet? Join now. Membership is free.

The Marketing Pack comes with:

- 33 folders
- 2 sample letters
- a hard copy of the *International Standards of Practice for Inspecting Commercial Properties*
- free shipping

The Marketing SUPER Pack comes with:

- 100 folders
- 2 sample letters
- 5 hard copies of the *International Standards of Practice for Inspecting Commercial Properties*
- free shipping




## Move-In Certified™ Sign Riders

Get our new sign riders for the Move-In Certified™ yard signs. They say: "Ask for a copy of the inspection report," and easily attach to the top of the yard signs.

Great marketing for homes for sale!



## InterNACHI "3 Deadly Mistakes" Brochures




This brochure explains the importance of having a home inspection in no-nonsense terms that will get your prospective clients to hire you!

Printed in four colors on heavy, 100# gloss paper, these brochures include the InterNACHI logo.

## "Inspecting the World" Binder

The InterNACHI Binder was designed by Founder Nick Gromicko. The binder features the InterNACHI logo screen-printed on white vinyl. Comes with chrome rings and two pockets inside, with slots for your business card.

Use it for reports and marketing presentations, and to store your business' print materials.



## InterNACHI Buying or Selling Brochure

Simply attach your business card to the space on the back and... *Shazaam!* You've got a professional-looking, well-written, all-purpose inspection brochure!



## InterNACHI Marketing Flyer

Simply attach your business card to the space on the front and you've got a great flyer that explains everything you inspect based on InterNACHI's Residential Standards of Practice. This document shows agents and clients that you aren't there to just look around.



## Move-In Certified™ Yard Sign

These full-color yard signs are printed on both sides. Made of corrugated plastic, they're weather-proof and reusable, and come with a metal stand. (18x24)

Be sure to get the new sign riders for your Move-In Certified™ yard signs!



## InterNACHI's Inspector Marketing Lunch Box

### Get more inspections!

Leave this fold-up lunch box on the kitchen table of every home you inspect. Inside, put your business cards, brochures, InterNACHI's "Leave-Behind Letter" (which, among other things, asks the seller to hire you to inspect the home they're moving into), and maybe even some candy.

Use them to dress up your trade show booth and real estate office presentations. The possibilities are endless!

The InterNACHI Inspector Marketing Lunch Box works!



## InterNACHI Inspector Total Package



Order this kit now at [www.InspectorOutlet.com](http://www.InspectorOutlet.com)!

Marketing & Promotional Items



## Inspection Narratives

This library is the world's largest collection of dedicated, general home inspection report narratives. With just a click of your mouse, you can describe conditions and provide key component descriptions for all the home's systems.

Each home system has a comprehensive, user-friendly index, so finding narratives is fast and easy!

Written by Certified Master Inspector Kenton Shepard, these narratives are based on:

- Direct inspection experience
- International Residential Code (IRC)
- National Fire Protection Standards
- InterNACHI's Standards of Practice
- Existing narrative libraries
- Technical data sheets
- Manufacturers' specifications
- Building product installation manuals

These narratives are worded with safety and inspector liability in mind. Code is not quoted. Both long and short versions of common narratives give you a choice in designing your inspection report. Covers all the home systems plus Fire Door Inspections.

*"These narratives give you a choice in how to say it while working to protect you. This is the best narrative library available anywhere. Many thanks to Kenton for his years of work."*

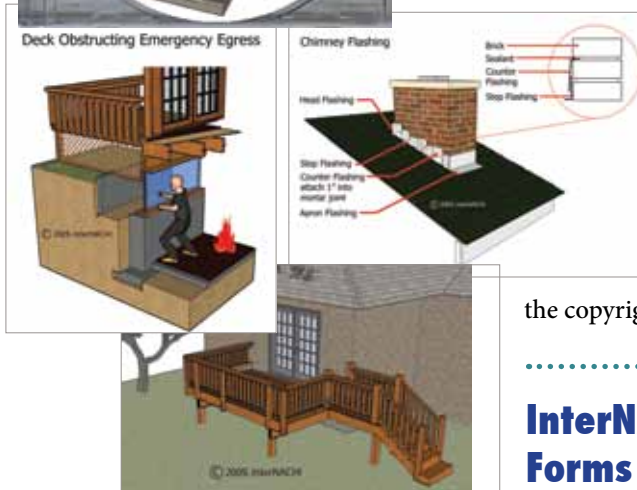
*--Nick Gromicko, Founder  
InterNACHI*

## InterNACHI's Inspection Graphics Library



With more than 1,600 high-resolution, inspection-related graphics, these original images are great for consumer education and marketing. Use them for your newsletter, website, brochures, and inspection reports. Includes a gallery index. Visit InterNACHI's online Inspection Graphics Gallery to see a sample of the types of images you'll get with this library: [www.nachi.org/gallery/](http://www.nachi.org/gallery/)

Purchasers are licensed to use this product and the images in it only in connection with their own inspection business. Purchasers may not re-sell this product or any of its images, and may not provide the CD or any of the images it contains to other parties. Purchaser may not remove the copyright notice from any image.




## InterNACHI Inspection Forms

These professionally designed inspection forms provide the perfect system for you to use in your inspection business. There are 11 forms that facilitate an in-depth inspection. The forms are four-part, carbonless paper printed in an easy-to-read blue ink.

Your comments will stand out and be noticed, giving your clients immediate access to your professional opinion. The forms are three-hole punched, and ready to be inserted into the report binder. Separate forms cover Plumbing, Foundation & Structural, Electrical, Exterior, Roof, Interior & Major Appliances, and HVAC. Three other forms provide for Comparison & Summary, Action Items, and Recommendations.

These forms have been used for years by professional home inspectors and have been praised by both clients and real estate professionals.



## InterNACHI Leather Binder

### Special Edition Leather InterNACHI Folder

Make yourself look very professional and use our leather binder to carry your paperwork and reporting tools with you on the job.



The InterNACHI logo is embossed on the cover, and includes a calculator and notepad.



## Home Inspector Pro Home Inspection Software for InterNACHI members only!

Home Inspector Pro has the best home inspection reporting software for Mac, Windows and Linux that allows you to quickly and efficiently write your reports. With this commercial and home inspection report software in hand, you will be able to compete with larger inspection companies. Designed in cooperation with home inspectors who were tired of other programs not living up to their expectations, Home Inspector Pro Inspection Software is currently used in more than 10 countries and five languages. View an animated tutorial overview of our inspection software at [www.HomeInspectorPro.com](http://www.HomeInspectorPro.com). We offer templates for residential, commercial, mold, and more. Users can share their inspection templates with each other through Home Inspector Pro's message boards.



A few of the features:

- Easy-to-use commercial and home inspection software that runs on Windows, Mac and Linux!
- Easily create a template for every type of inspection you perform. For example, load one template for a commercial inspection, then switch to your residential home inspection template for your next job.
- Spell-check in five languages integrated into every portion of the program.
- Designed for a Tablet PC or UMPC, such as the Samsung Q1, to practically eliminate the need for a keyboard during an inspection, yet the program works great on a laptop.
- You can upload your inspection reports for real estate agents and home buyers/sellers to access for up to five years.
- You can also upload reports and email the link in one easy step.
- Reports are easy for the home buyers/sellers to read and include a table of contents integrated into the report summary for maximum clarity.
- Add unlimited photos anywhere in your report and edit them within the program. Add hundreds within seconds.
- Works great with thermal images.
- Re-order pages, control page breaks, and create borders in color.
- Specific template for Texas (TREC) inspectors is available.
- Runs on Windows '98 through Windows 7.
- Now used in Australia, Canada, England, France, Italy, New Zealand, Portugal, South Africa, Spain and the U.S.

## XL Pro HomeTrex

XL Pro HOMETREX version 9.1 from BestInspectors.Net!  
The Best Inspection Report and Business System Ever!



Overview:

- 28 minutes
- HomeTrex version 9.0 Flash format, high-speed Internet connection recommended
- Security Settings: Adjust the Office security settings for HOMETREX. (This video was recorded using HOMETREX version 9.0 and the instructions are the same for all versions of HOMETREX XL Pro running in MS Office 2007.)
- Unlimited use, lifetime license, free technical support and updates for two years
- Compatible with Microsoft Windows XP, Vista, Microsoft Office 2007 (system requirements: Intel Pentium 3, Pentium 4, Celeron, or AMD equivalent or better, 256 MB available RAM)



## XL Pro Heritage

XL Pro Heritage from BestInspectors.Net has the tools for reporting that inspectors want and need most.

## XL Pro Legacy

XL Pro Legacy is one of the fastest and easiest to use report-writing systems ever.

## XL Pro Titanium Edition

Home and Commercial Inspection Report and Business System from BestInspectors



## Powerful Ergonomic Magnet Handles

These magnets are designed for the safe removal of the dead front of the electrical service panel. With a durable red plastic shell and an easy-grip rubber handle, this magnet will reduce your exposure to electric shock and serious injury. Don't risk dropping a panel cover! Each handle has the capacity to hold 100 pounds. For best results, buy two! Great for retrieving and moving all metal items. Includes two Magnetic Shields™ to block magnetic strength, so when you're not using them, you can easily store them away in your tool box.

As featured in the Electrical Training Course on NACHI.TV with Paul Abernathy.



## Well Meter

Say goodbye to that outdated 5-gallon bucket. This meter is simple to use and you will provide your client with valuable information he/she needs to know. This meter measures water pressure and flow rate and will save you time. It's durable, not spring-loaded, and guaranteed forever. It sets up in seconds and packs up neatly in its own lightweight, metal carrying case.

It permits connection of a discharge hose for outside drainage instead of taxing the septic system. The meter restricts the flow rate to minimize the chance of dry-pumping and to acquire system yield more accurately. Buy one today and reduce your liability. The meter pays for itself and becomes profitable after only a few inspections!

## InterNACHI LED Microwave Oven Testers/ Leak Detectors

Made of solid acrylic resin, these sturdy microwave oven leak testers can be used again and again. The LEDs light up if the oven is not fully sealed and any leaks are detected.

They make useful give-aways for your clients and come in individual bags that you can slip your business card into to market your inspection business.

Buy these in bulk for a great discount!



## Take InterNACHI's free, online Energy Movement course.

This course helps the inspector understand the principles of energy and energy movement, learn the three methods of heat transfer, understand the difference between thermal and air barriers and the proper location of each, recognize the forces that cause air leakage, understand the connection between air leakage, energy waste, and moisture problems, and understand how air ducts affect the pressure balance within the home.



# Coming Soon!

## WIND AND HAIL DAMAGE INSPECTION FOR CLAIMS ADJUSTERS

(Not required for those wanting to acquire the InterNACHI Certified Roof Inspector designation)

Take this new InterNACHI online video course on inspection for wind and hail damage. It will soon be available on NACHI.TV.

This is a Continuing Education course for claims adjusters, but it's also relevant to home inspectors. Inspecting roofs with an understanding of insurance industry inspection criteria and methods will better prepare home inspectors to deal with disputes involving roof conditions. It covers inspection for wind and hail damage of these residential, steep-slope roof-covering materials:

- Asphalt Composition Shingles
- Wood Shakes and Shingles
- Clay and Concrete Tile
- Slate Roof Tile



**COST: FREE TO INTERNACHI MEMBERS; \$65 FOR NON-MEMBERS**

Now that you've had InterNACHI's Inspector Marketing Department create your brand-new, tri-fold business brochure, let us produce it for you in beautiful full color! We add a protective aqueous coating on the front and back so your brochures have a professional look and feel. You'll get FREE matching business cards with your brochure order. Professional marketing is one of the best business investments you'll ever make!

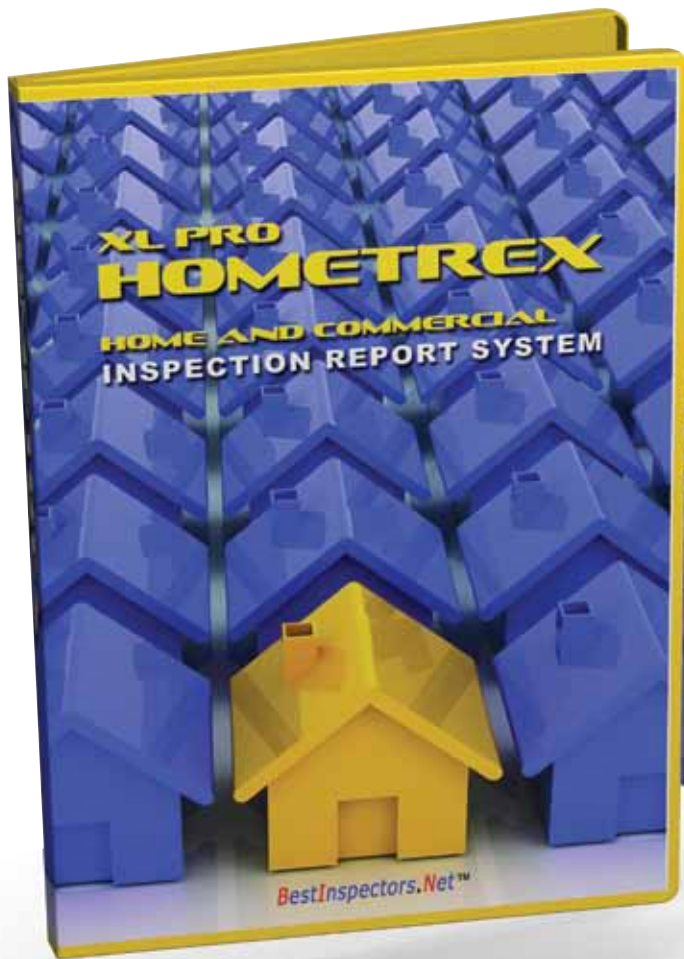
**Certified NACHI Store**  
[www.CertifiedNACHISTore.com](http://www.CertifiedNACHISTore.com)

728 Front St., Ste. C, Louisville, CO 80027  
Toll-Free: 877-661-0301 or 303-926-8191  
[ellen@certifiednachistore.com](mailto:ellen@certifiednachistore.com)



# ***BestInspectors.Net***<sup>TM</sup>

## ***by Inspectors, for Inspectors***



- Providing the world's largest selection of home and commercial inspection report templates since 1992
- Reports to fit every need and every budget for Windows, Mac and iPads
- Sign up for our **Free Tips for Success** newsletter!
- InterNACHI members are guaranteed our lowest prices. Add the case-sensitive coupon code "InterNACHI" to your shopping cart.

### **Authorized Distributors**

- [www.InspectorOutlet.com](http://www.InspectorOutlet.com)
- [www.InspectionStore.com](http://www.InspectionStore.com)
- <http://stores.ebay.com/Home-Inspection-Store>
- [www.inspectionsoftwarestore.com](http://www.inspectionsoftwarestore.com)


### **Have a question or need help?**

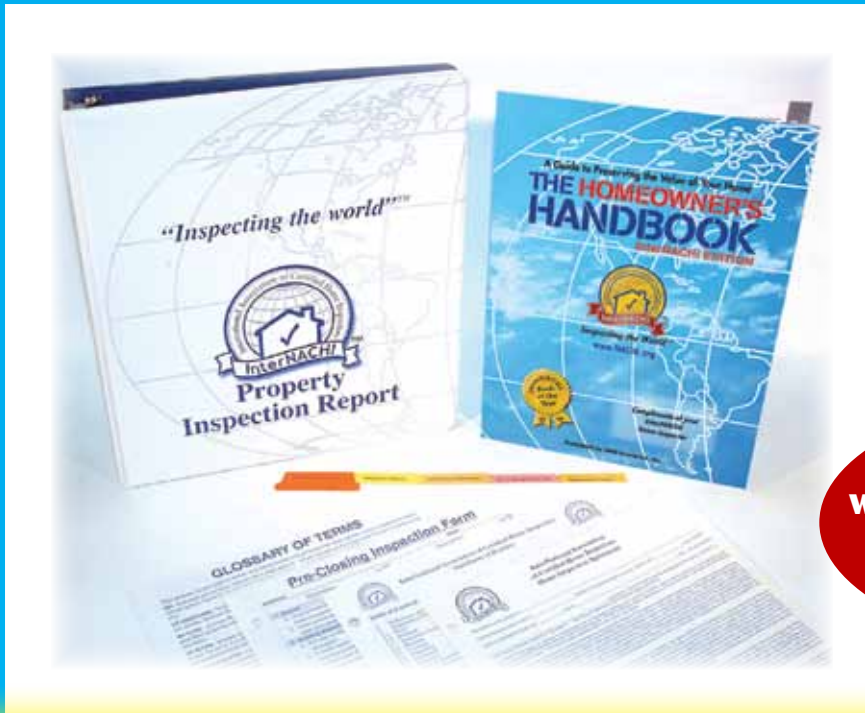


**In the U.S., call: 213-291-1717**

**In Canada, call: 416-628-1390**

**[www.BestInspectors.net](http://www.BestInspectors.net)**





Providing  
Quality Products  
for the  
Inspection Industry!

Purchase at  
[www.certifiedNACHIstore.com](http://www.certifiedNACHIstore.com)  
or call  
**1-877-661-0301**

## Do More Inspections, Make More Money with the Premier Presentation System for the Home Inspection Industry

**D**o you want to do more inspections and make more money? We can help! We have been a supplier to the home inspection industry for over 24 years. We work with professional home inspectors to improve their end product.

How do we do that? We provide a presentation package that inspectors use with their report. It works with any report system available: computerized, typed or hand-written. We have a complete kit for your report. All you do is insert your report and deliver it to your client. Realtors love the professional presentation and refer more clients to inspectors who use our products.

The professional home inspectors who use our presentation system do 50% more business than the industry average. Do you want to be average or do you want to be more successful? Check out our store at [www.certifiedNACHIstore.com](http://www.certifiedNACHIstore.com) and see the fantastic products available for unbelievable prices.

We have been helping professional home inspectors grow their businesses since 1987, and we look forward to working with you, too.



**Certified  
NACHI Store**

[www.CertifiedNACHIStore.com](http://www.CertifiedNACHIStore.com)

728 Front Street, Ste. C  
Louisville, CO 80027




E-mail: [rich@certifiedNACHIstore.com](mailto:rich@certifiedNACHIstore.com)

Toll-Free: 1-877-661-0301

Phone: 303-926-8191 Fax: 303-661-0307



# ROOF INSPECTION FIELD GUIDES



Available in downloadable PDF format, this series on steep-slope, residential roof inspection includes field guides for:

- Asphalt Composition Shingles (170 photos): \$24.95
- Wood Shakes and Shingles (55 photos): \$14.95
- Clay and Concrete Tile (130 photos): \$14.95
- Slate Roof Tile (75 photos): \$14.95

The guides cover conditions and defects and include illustrations, installation diagrams and text with information about:

- production and performance standards;
- manufacturing components and methods;
- flashing and fasteners; and
- recognizing signs of aging and failure.



**BUY ALL 4  
FOR \$59.99**

ORDER AT [WWW.INSPECTOROUTLET.COM](http://WWW.INSPECTOROUTLET.COM)